

Nginx Forge

- [How to check site log Nginx error?](#)
- [How to check Nginx access site logs?](#)
- [How to check Nginx Error Logs?](#)
- [How to change web directory on Site ?](#)
- [How to change site domain ?](#)
- [How to add Aliases on site?](#)
- [How to use Nginx actions on server?](#)

How to check site log Nginx error?

Follow the steps below to check the site log Nginx error in Forge.

Navigate to the Home Page of Forge

([Use this link to view How to Navigate](#)).

check site log Nginx error:

([Use this link to view check site log Nginx error](#)).

How to check Nginx access site logs?

Follow the steps below to check Nginx access site logs in Forge.

Navigate to the Home Page of Forge

([Use this link to view How to Navigate](#)).

check Nginx access site logs:

([Use this link to view and check Nginx access site logs](#)).

How to check Nginx Error Logs?

Follow the steps below to check Nginx Error Logs.

Navigate to the Home Page of Forge

([Use this link to view How to Navigate](#)).

check Nginx Error Logs:

([Use this link to view Nginx Error Logs](#)).

How to change web directory on Site ?

Follow the steps below to change the web directory on the Site in Forge.

Navigate to the Home Page of Forge

([Use this link to view How to Navigate](#)).

change web directory on Site:

([Use this link to view how to change the web directory on the Site](#)).

How to change site domain ?

Follow the steps below to change the site domain in Forge.

Navigate to the Home Page of Forge

([Use this link to view How to Navigate](#)).

Change site domain:

([Use this link to view How to change the site domain](#)).

How to add Aliases on site?

Follow the steps below to add Aliases on-site in Forge.

Navigate to the Home Page of Forge

([Use this link to view How to Navigate](#)).

add Aliases on site:

([Use this link to view how to add Aliases on the site](#)).

How to use Nginx actions on server?

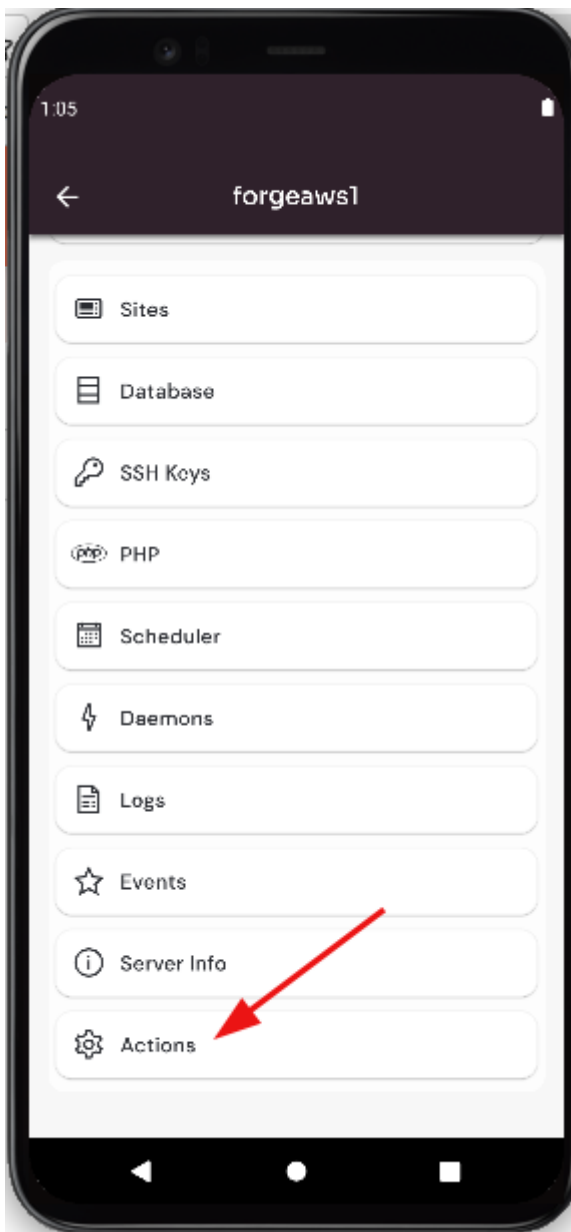
Follow the steps below to use Nginx actions on the server in Forge.

Navigate to the Home Page of Forge

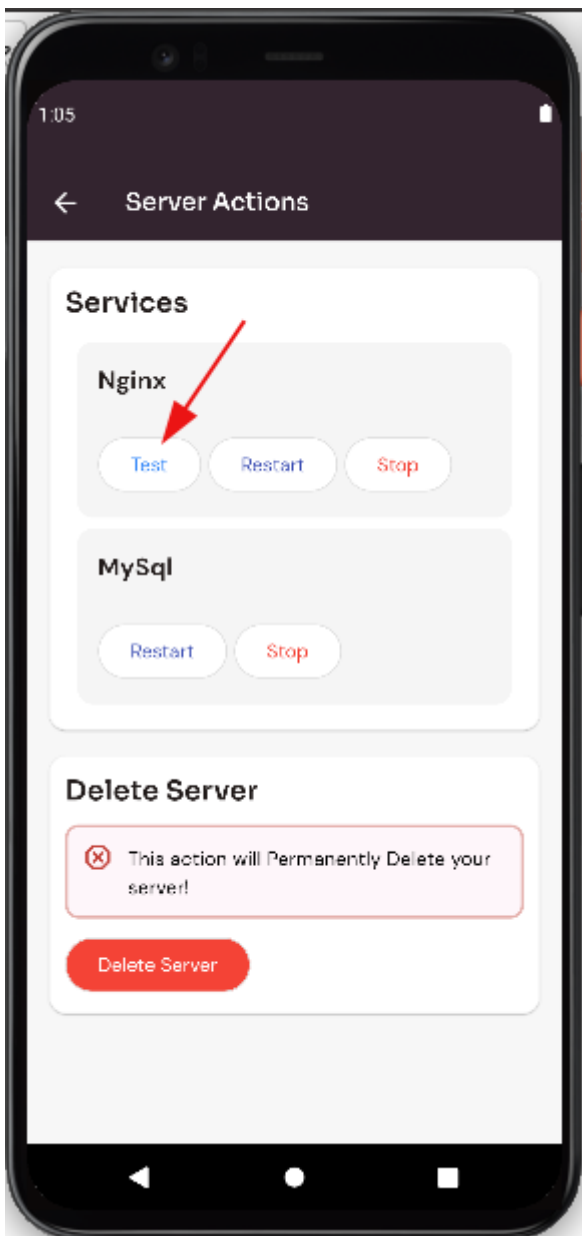
([Use this link to view How to Navigate](#)).

use Nginx actions on the server:

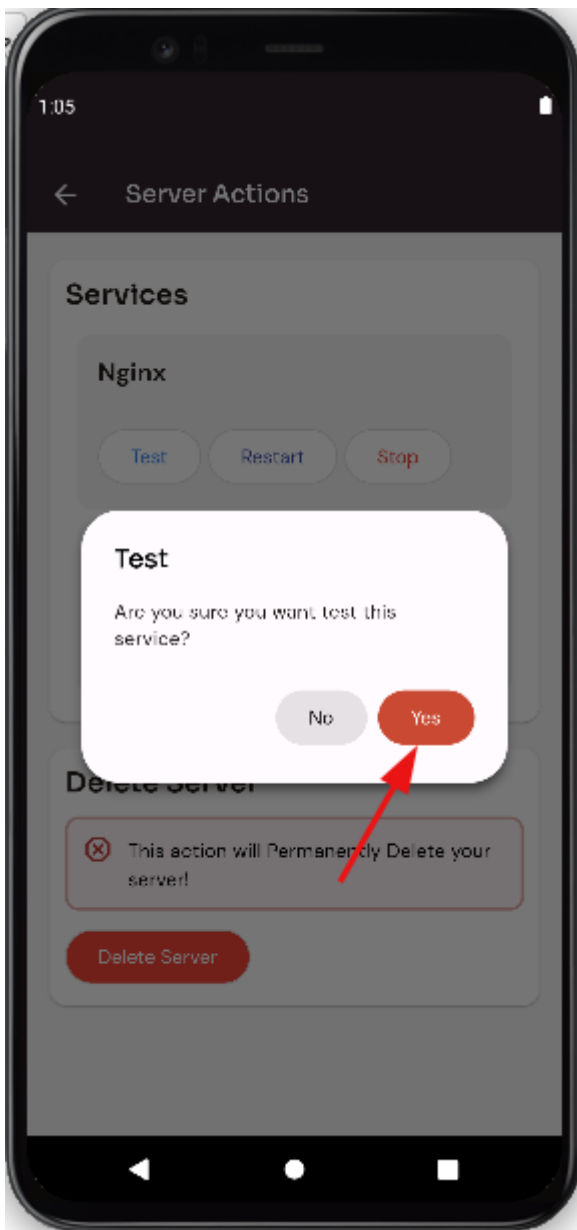
1. Select the Actions option.



2. Click on the Test button.



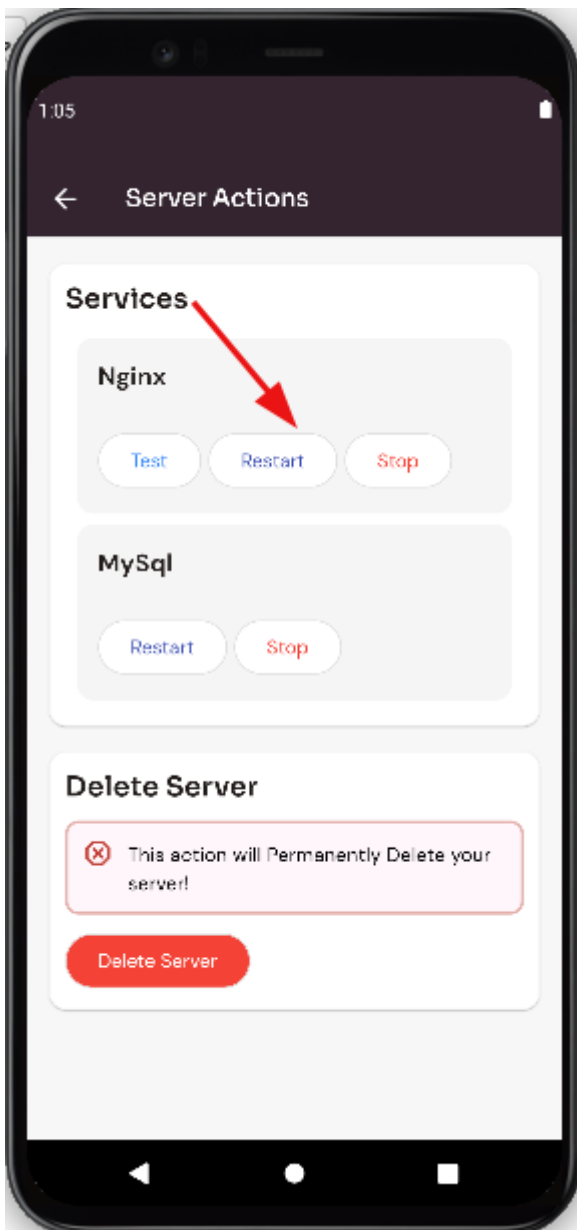
3. Click on the yes button to Test Nginx Service.



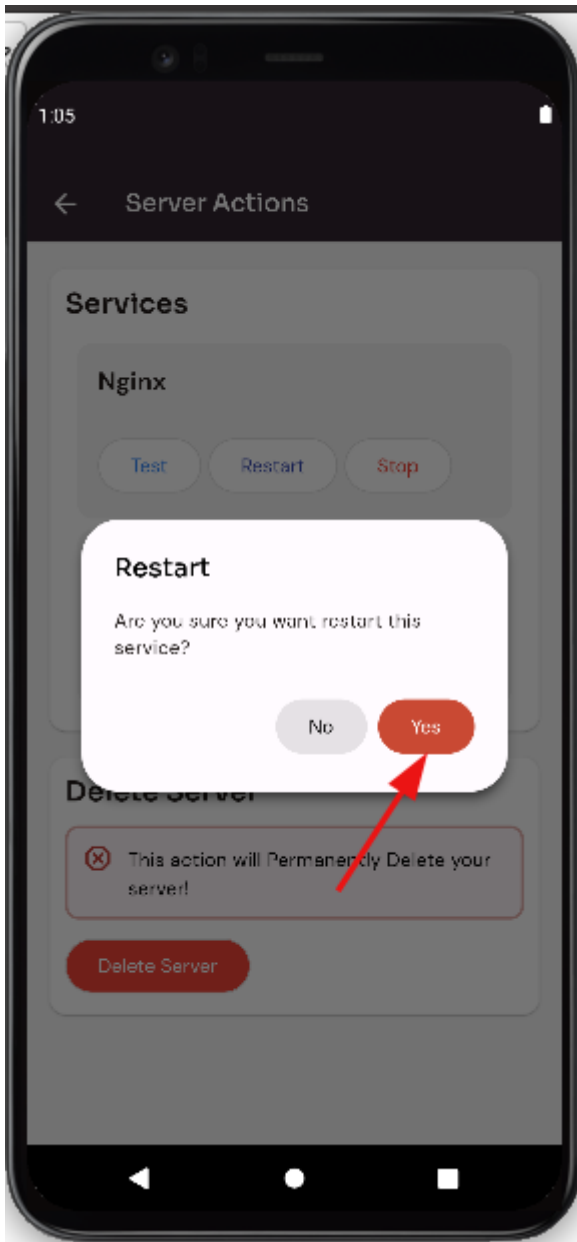
Here, you can see Test Nginx successfully.



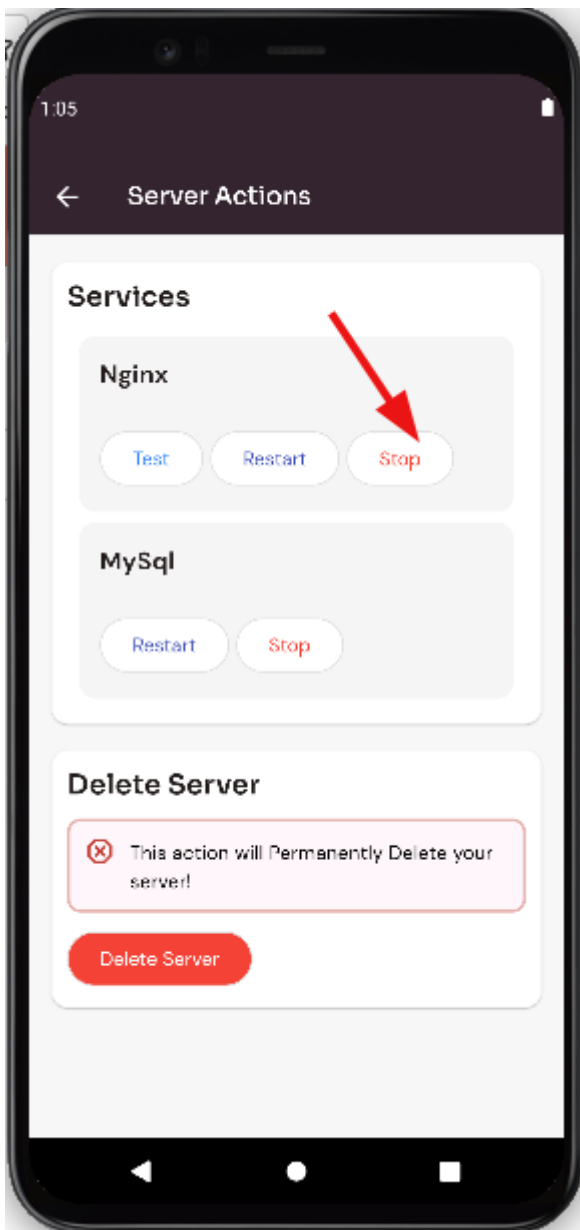
4. Click on the Restart button.



5. Click on the yes button to restart nginx.



6. Click on the Stop button.



7. Click on the yes button to stop Nginx.

