

How to generate server public key through the mobile app?

As a security measure, many servers use public key authentication for secure communication. This requires that you have a copy of the server's public key in order to connect to it.

Prerequisites :

You must have an Active Server. You can jump to the tutorial section if the above conditions are proper, Or first follow the links below to set up the prerequisites.

How to install a Server

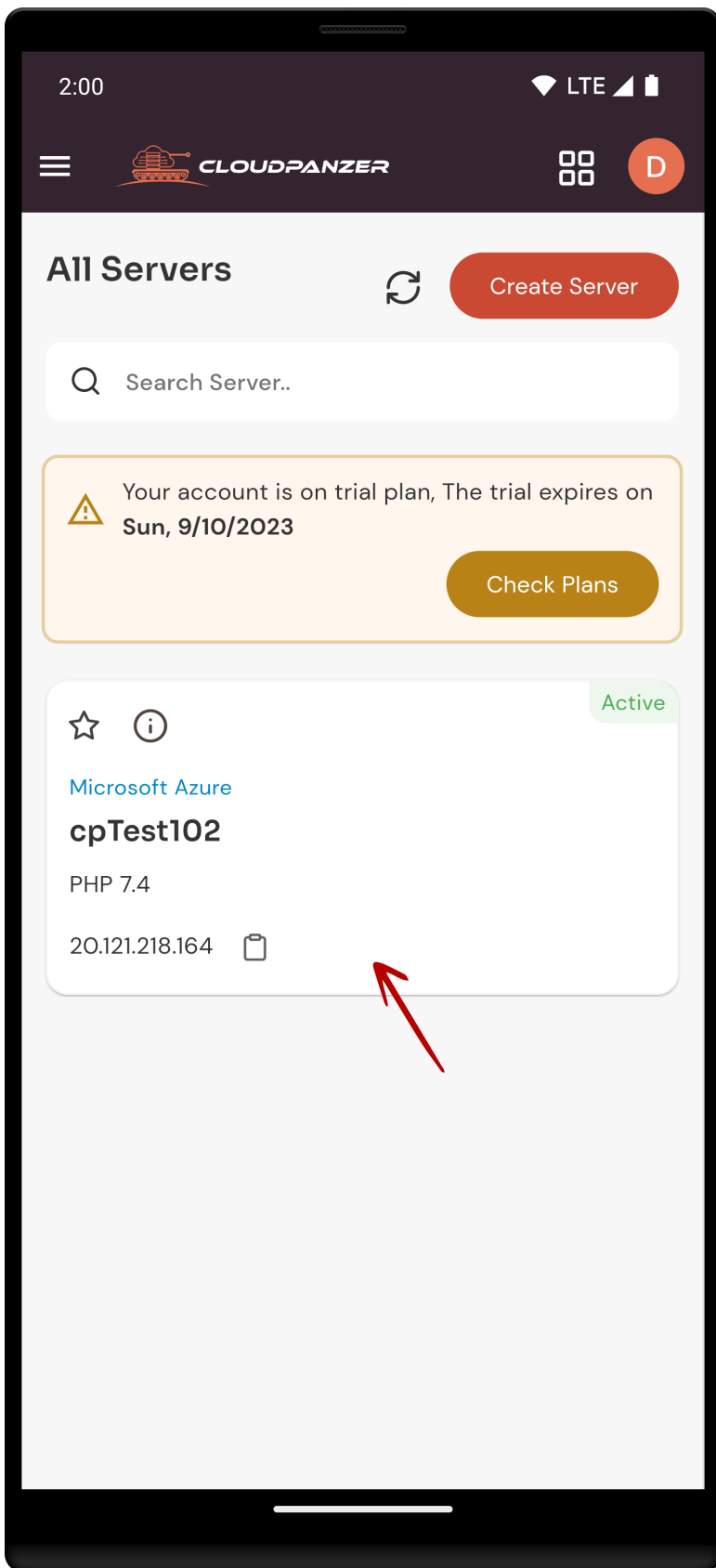
Tutorial :

You can watch the Video or Continue reading the post.

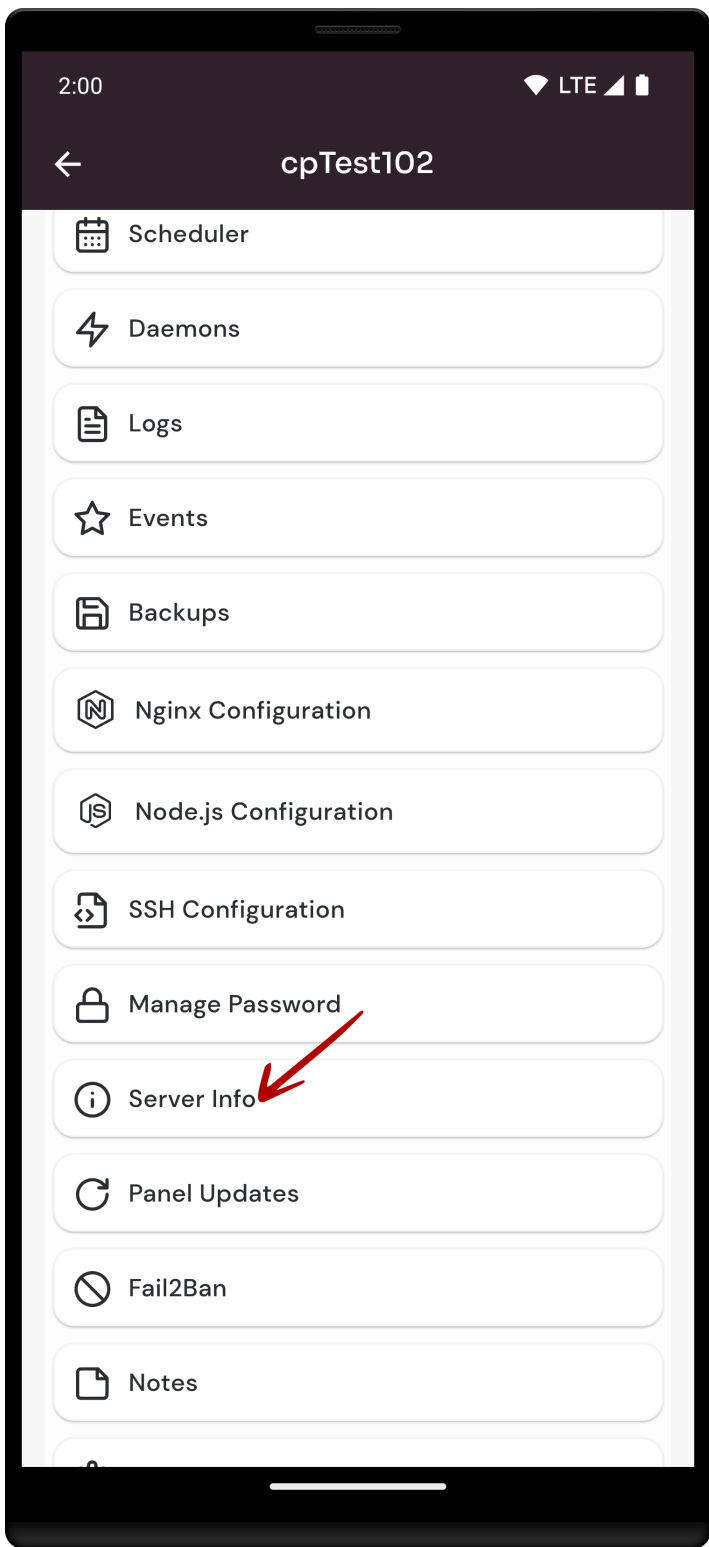
<https://www.youtube.com/embed/An7Er8gta1g>

Follow the steps below to generate the server public key.

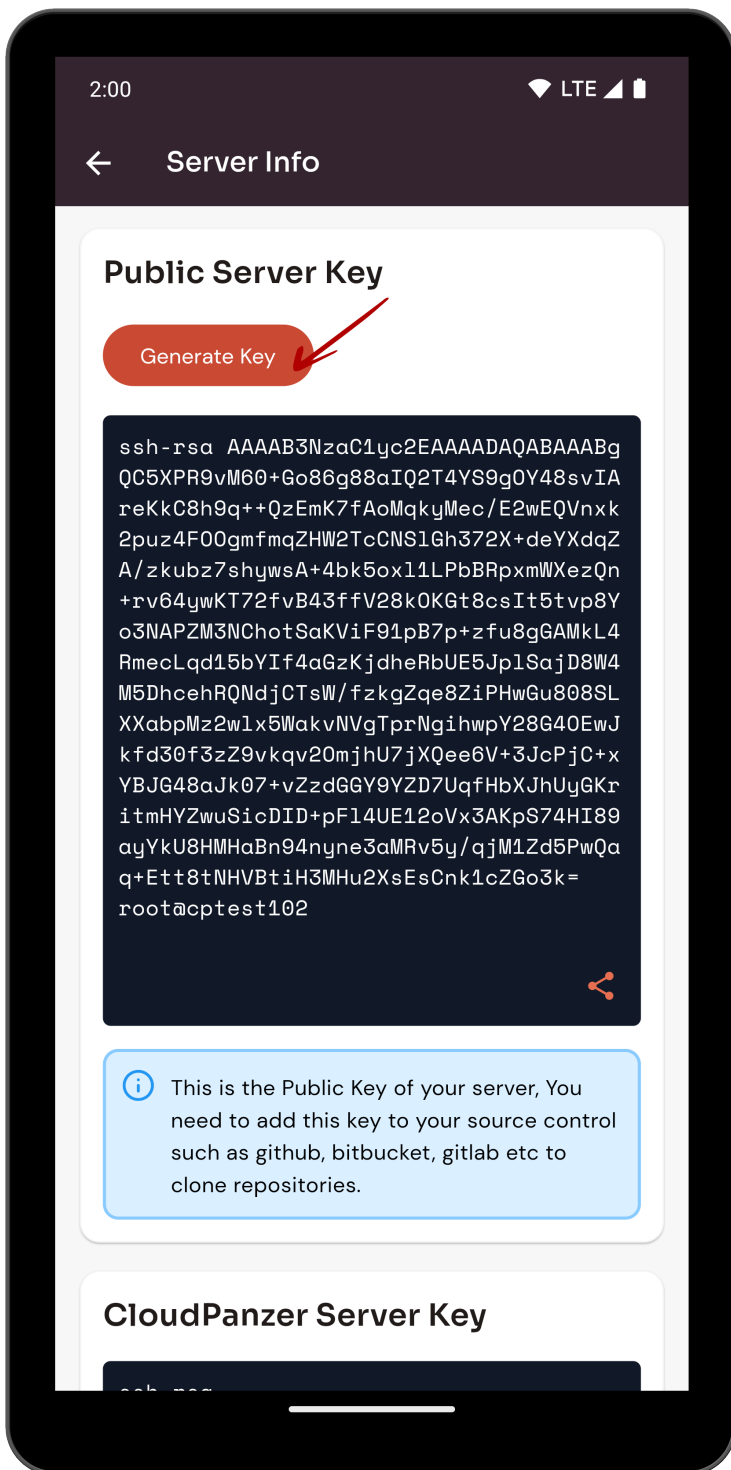
1: Once logged in, look for a "Server" and click on it.



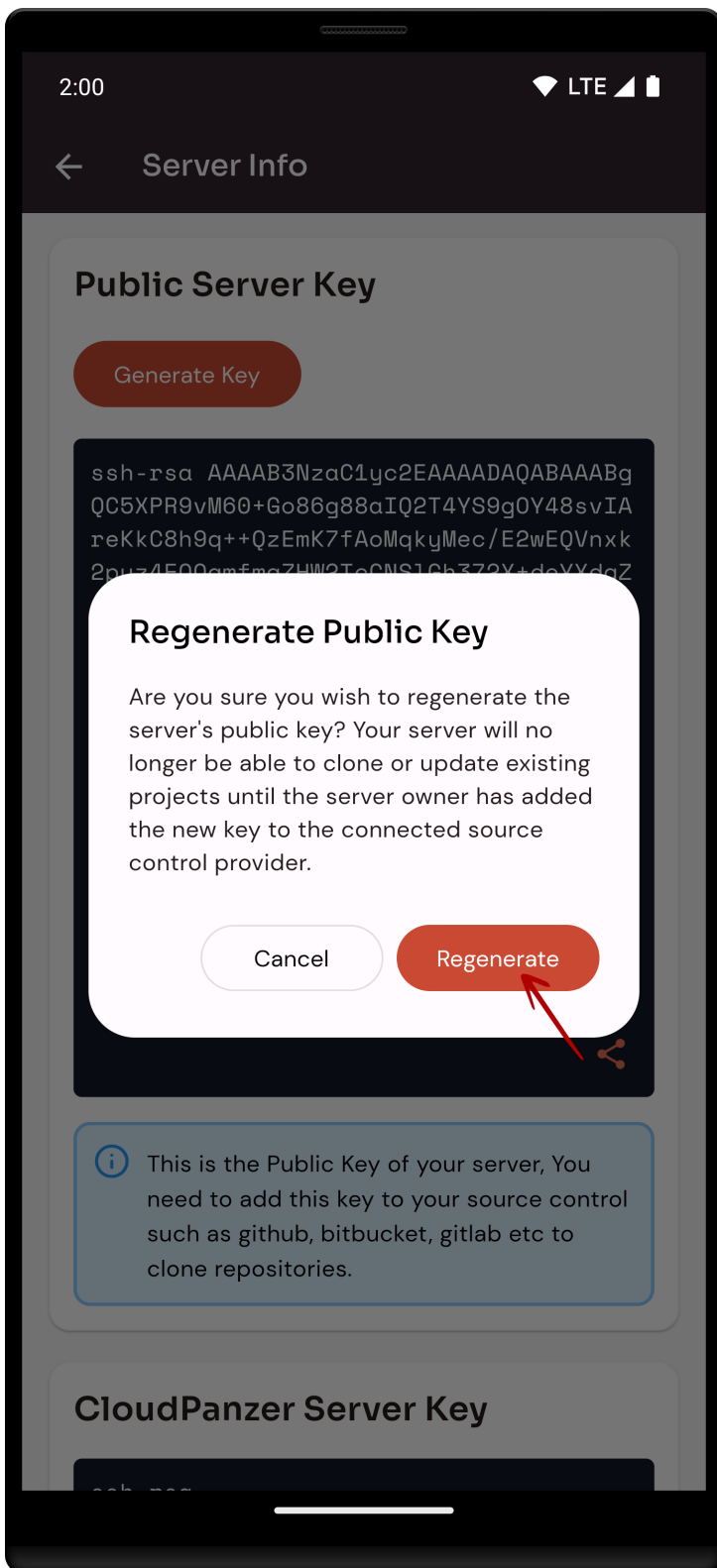
2. Select the Server Info Option.



3. Click on the Regenerate Key Button.



4. Click on the Yes Button.



Here, you can see the Public Server Key Generate successfully.

2:00

LTE

← Server Info

Public Server Key

Generate Key

```
ssh-rsa AAAAB3NzaC1yc2EAAAADAQABAAQg  
QC5XPR9vM60+Go86g88aIQ2T4YS9g0Y48svIA  
reKkC8h9q++QzEmK7fAoMqkyMec/E2wEQVnxk  
2puz4F00gmfmqZHW2TcCNS1Gh372X+deYXdqZ  
A/zkubz7shywsA+4bk5ox11LPbBRpxmWXezQn  
+rv64ywKT72fvB43ffV28k0KGt8csIt5tvp8Y  
o3NAPZM3NChotSaKViF91pB7p+zfu8gGAMkL4  
RmecLqd15bYIf4aGzKjdheRbUE5Jp1SajD8W4  
M5DhcehRQNdjCTsW/fzkgZqe8ZiPHwGu808SL  
XXabpMz2w1x5WakvNVgTprNgihwpY28G40EwJ  
kfd30f3zZ9vkqv20mjhU7jXQee6V+3JcPjC+x  
YBJG48aJk07+vZzdGGY9YZD7UqfHbXJhUyGKr  
itmHYZwuSicDID+pF14UE12oVx3AKpS74HI89  
ayYkU8HMHaBn94nyne3aMRv5y/qjM1Zd5PwQa  
q+Ett8tNHVBtiH3MHu2XsEsCnk1cZGo3k=  
root@cptest102
```



This is the Public Key of your server, You need to add this key to your source control such as github, bitbucket, gitlab etc to clone repositories.

CloudPanzer Server Key

ssh-rsa

Looking for Web Instructions?

Available at <https://kb.cloudpanzer.com/books/web-portal/page/how-to-server-info-server-public-key>

Revision #13

Created 21 December 2022 11:29:59 by Admin

Updated 2 September 2023 07:13:59 by Admin