

Install Custom on a Domain through the cloudpanzer mobile application.

Installing a custom Cloudpanzer can be a useful way to personalize. Install and configure a custom that meets your needs and helps you effectively manage your online presence.

Prerequisites :

You must have an Active Server and A Site Configured on your server to perform the PHPMyAdmin installation on the site. You can jump to the tutorial section if the above conditions are proper, Or first follow the links below to set up the prerequisites.

How to install a Server?

How to Setup a Site?

How to Navigate to Apps Under Website?


Tutorial :

You can watch the Video or Continue reading the post.

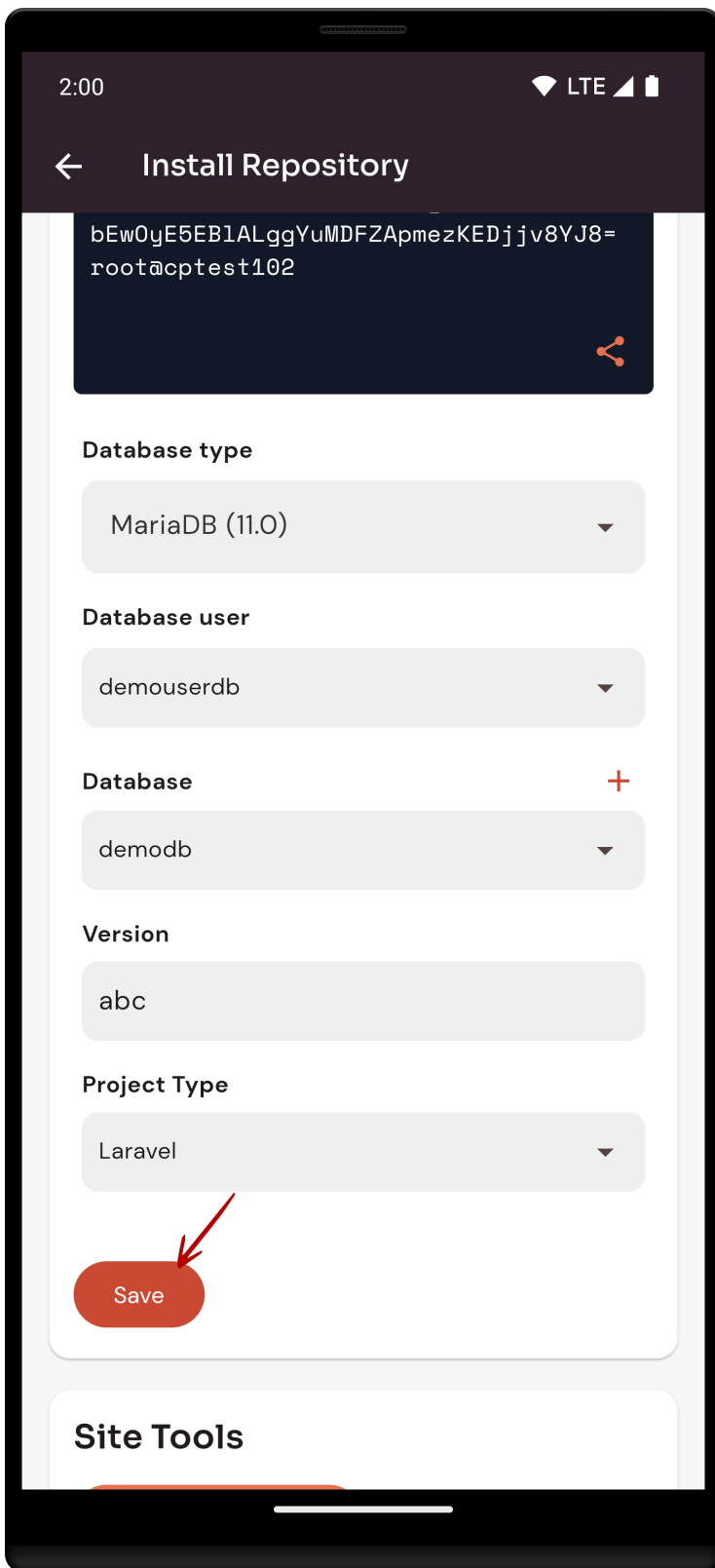
<https://www.youtube.com/embed/YcFtSyOWNiA>

Install Custom :

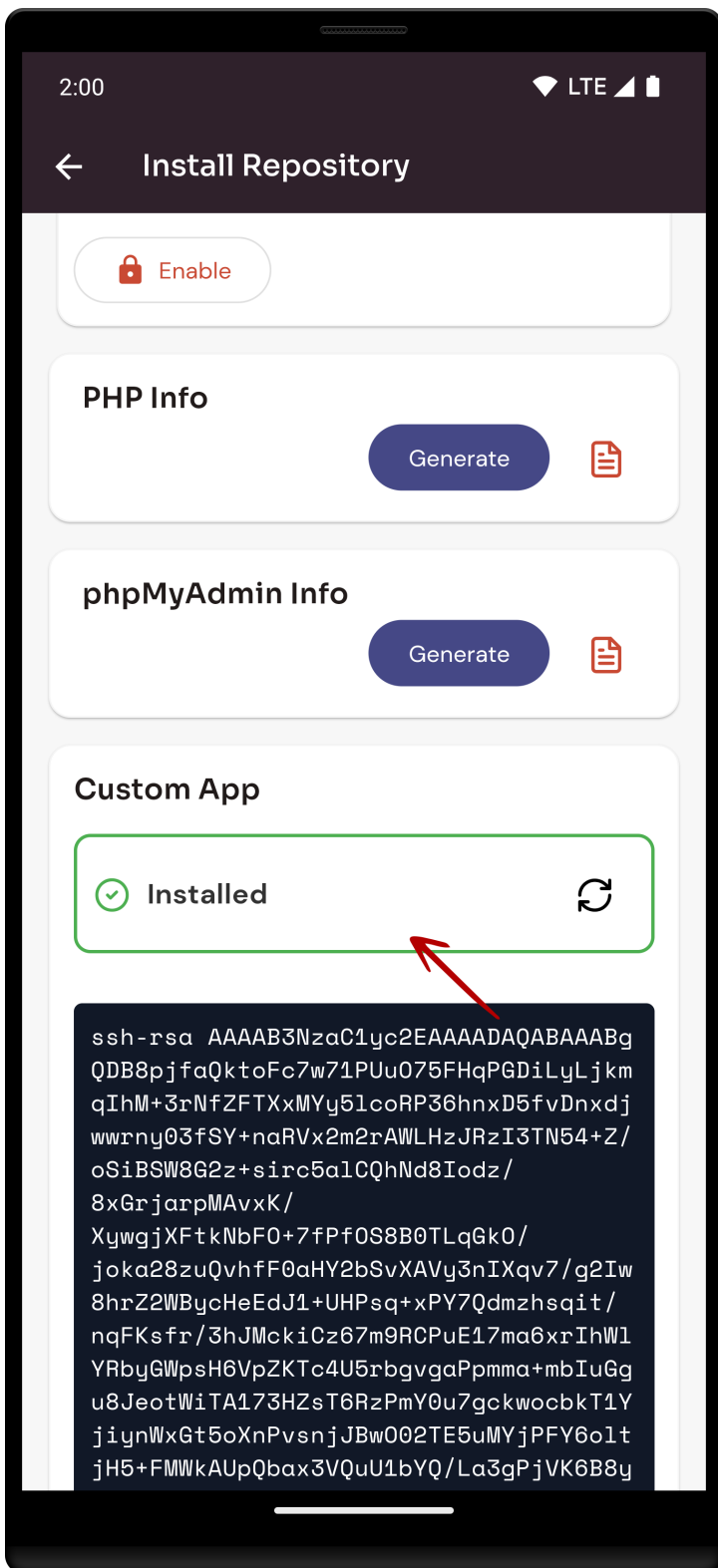
Click on the Custom card.



Enter the data and Click on the Save Button.



Here, you can see the install custom was successful.



How to Enable Delete Protection on a Site?

How to Enable And Disable Maintenance Mode?

How to Allow Permission?

How to Migrate Domain?

How to Disable App on a Domain?

How to Uninstall App on a Domain?

Looking for Web Instructions?

Available at <https://kb.cloudpanzer.com/books/mobile-app/page/how-to-enable-php-my-admin>

Revision #20

Created 23 December 2022 12:05:02 by Admin

Updated 2 September 2023 07:13:58 by Admin