

How to change PHP version on a site in CloudPanzer?

You can ensure that your site is using the most appropriate and compatible PHP version for its needs. However, it is important to carefully consider the compatibility of your site before making any changes, as switching to an incompatible PHP version can result in issues or errors.

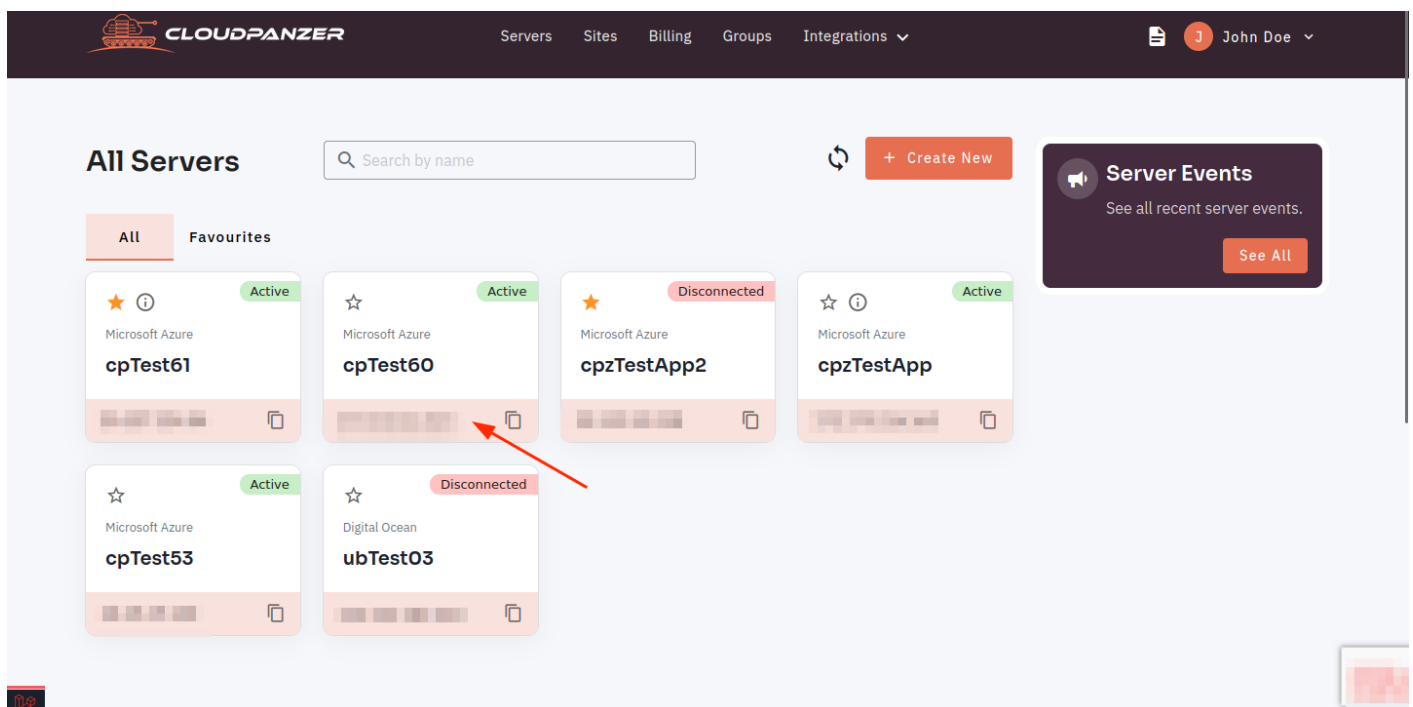
Tutorial :

You can watch the Video or Continue reading the post.

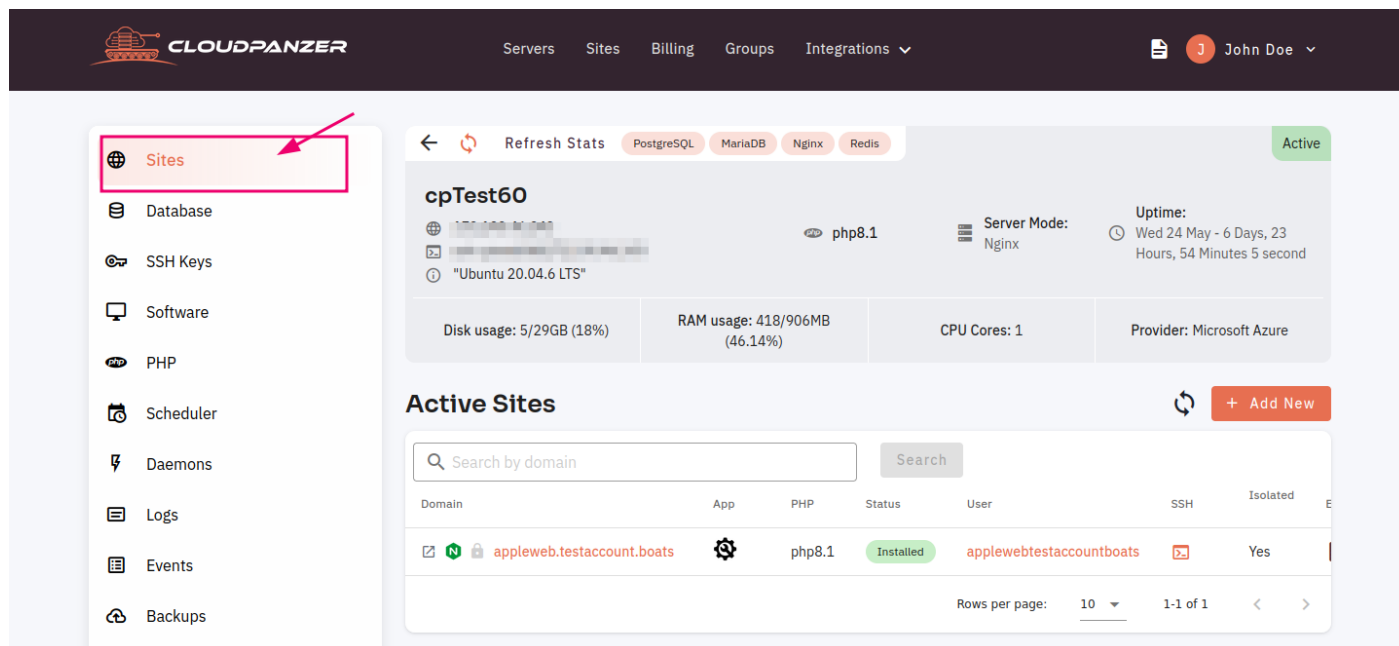
<https://www.youtube.com/embed/XnybUDQZn4M>

Follow the steps below to change the PHP version on the site

1: Once you are logged in, look for a "Server" and click on it.



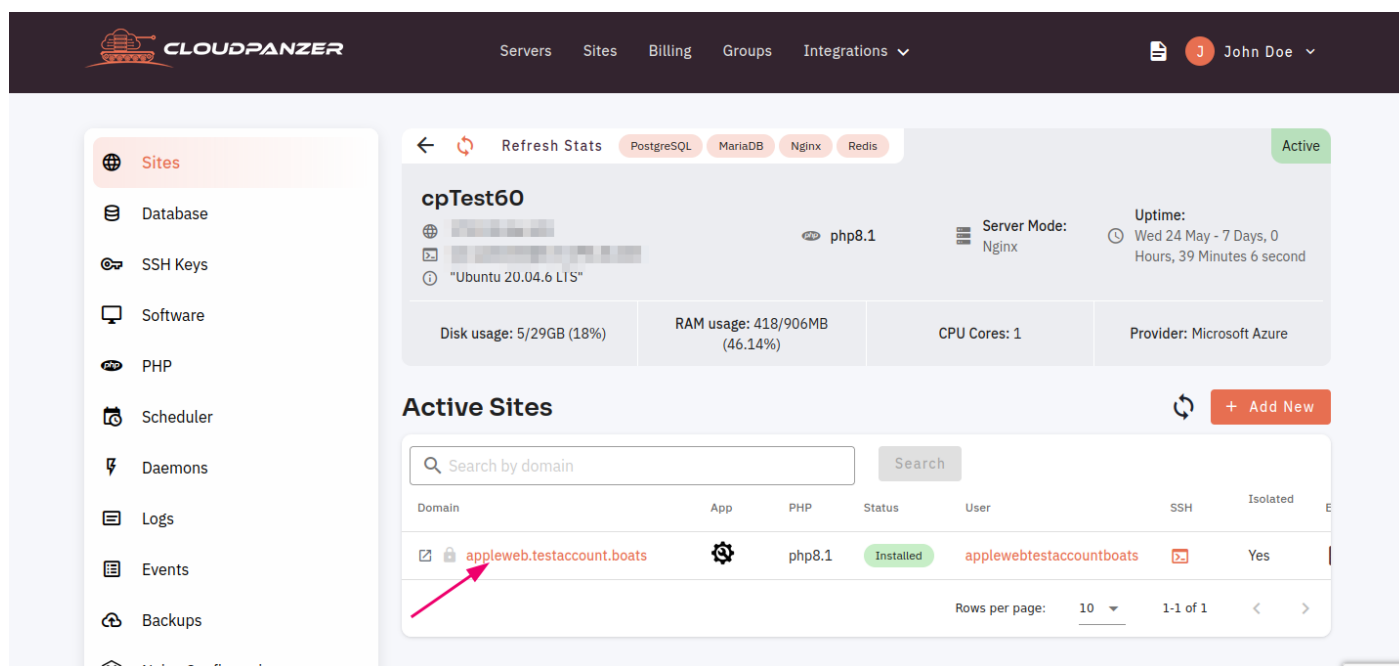
2. Select the Sites option.



The screenshot shows the CloudPanzer dashboard. On the left sidebar, the 'Sites' option is highlighted with a red box and a red arrow pointing to it. The main content area displays the 'cpTest60' server status, including disk usage, RAM usage, CPU cores, and provider (Microsoft Azure). Below this, the 'Active Sites' section shows a table with one entry: 'appleweb.testaccount.boats'.

Domain	App	PHP	Status	User	SSH	Isolated
appleweb.testaccount.boats	gear icon	php8.1	Installed	applewebtestaccountboats	terminal icon	Yes

3. Select the Active site.



The screenshot shows the CloudPanzer dashboard. The 'Active Sites' table is visible, and a red arrow points to the 'appleweb.testaccount.boats' entry. The table has columns for Domain, App, PHP, Status, User, SSH, and Isolated.

Domain	App	PHP	Status	User	SSH	Isolated
appleweb.testaccount.boats	gear icon	php8.1	Installed	applewebtestaccountboats	terminal icon	Yes

4. Select the PHP Config option.

CLOUDPANZER Servers Sites Billing Groups Integrations John Doe

Site Tools

- App
- Command
- Environment
- SSL
- Redirects
- Events
- Logs
- Ngix Configuration
- PHP Configuration**
- Node.js Configuration

appleweb.testaccount.bo... php8.1 Server Mode: Nginx Created At: 24-05-2023 - 1:40 pm

Disk usage: N/A SSH: ssh 3 Basepath: /home/applewebtestaccountboats/appleweb.testaccount.boats/public

PHP Versions

! You may install additional versions of PHP on the PHP management dashboard. Manage

Change Site PHP Version Installed Events

PHP 8.2 **PHP 8.1** PHP 7.2

Restart Current PHP Restart

5. Select the PHP version.

- SSL
- Redirects
- Events
- Logs
- Ngix Configuration
- PHP Configuration**
- Shell Settings
- Actions

Server Tools

- SSH Keys

PHP Version Installed Events

! You may install additional versions of PHP on the PHP management dashboard. Manage

Change Site PHP Version

PHP 8.1 PHP 7.4

Restart Current PHP Restart

Save Changes

6. Click on the save Change Button and the PHP version changed successfully.

Site Tools

- App
- Command
- Environment
- SSL
- Redirects
- Events
- Logs
- Nginx Configuration
- PHP Configuration**
- Shell Settings
- Actions

Server Tools

- SSH Keys

Site Information

- Domain: ifc.testaccount.live
- IP: 192.1.0.0
- Region: India
- Created At: 21-12-2022 - 3:56 pm
- Status: Installed

PHP Configuration

PHP Version (Installed) [Events](#)

! You may install additional versions of PHP on the PHP management dashboard. [Manage](#)

Change Site PHP Version

PHP 8.1 ☐ **PHP 7.4** ☒

Restart Current PHP

[Restart](#)

[Save Changes](#)

Here, you can see the PHP version changed successfully.

Site Tools

- App
- Command
- Environment
- SSL
- Redirects
- Events
- Logs
- Nginx Configuration
- PHP Configuration**
- Shell Settings
- Actions

Server Tools

- SSH Keys

Site Information

- Domain: ifc.testaccount.live
- IP: 192.1.0.0
- Region: India
- Created At: 21-12-2022 - 3:56 pm
- Status: Installed

PHP Configuration

PHP Version (Installed) [Events](#)

! You may install additional versions of PHP on the PHP management dashboard. [Manage](#)

Change Site PHP Version

PHP 8.1 ☐ **PHP 7.4** ☒

Restart Current PHP

[Restart](#)

[Save Changes](#)

Looking for Web Instructions?

Available at <https://kb.cloudpanzer.com/books/mobile-app/page/how-to-site-php-configuration-change-version>

Revision #15

Created 21 December 2022 12:02:56 by Admin

Updated 2 September 2023 07:14:28 by Admin