

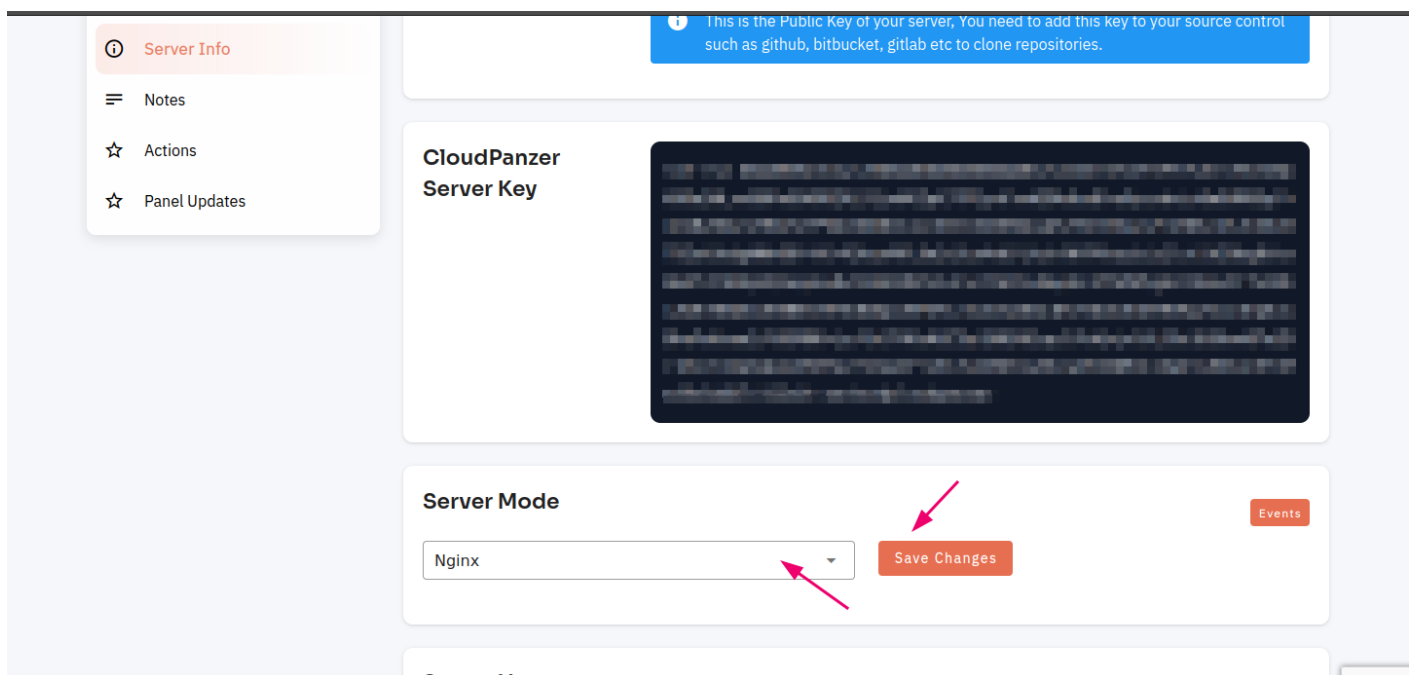
How to Change Server Mode on CloudPanzer?

Follow the steps below to change the server mode

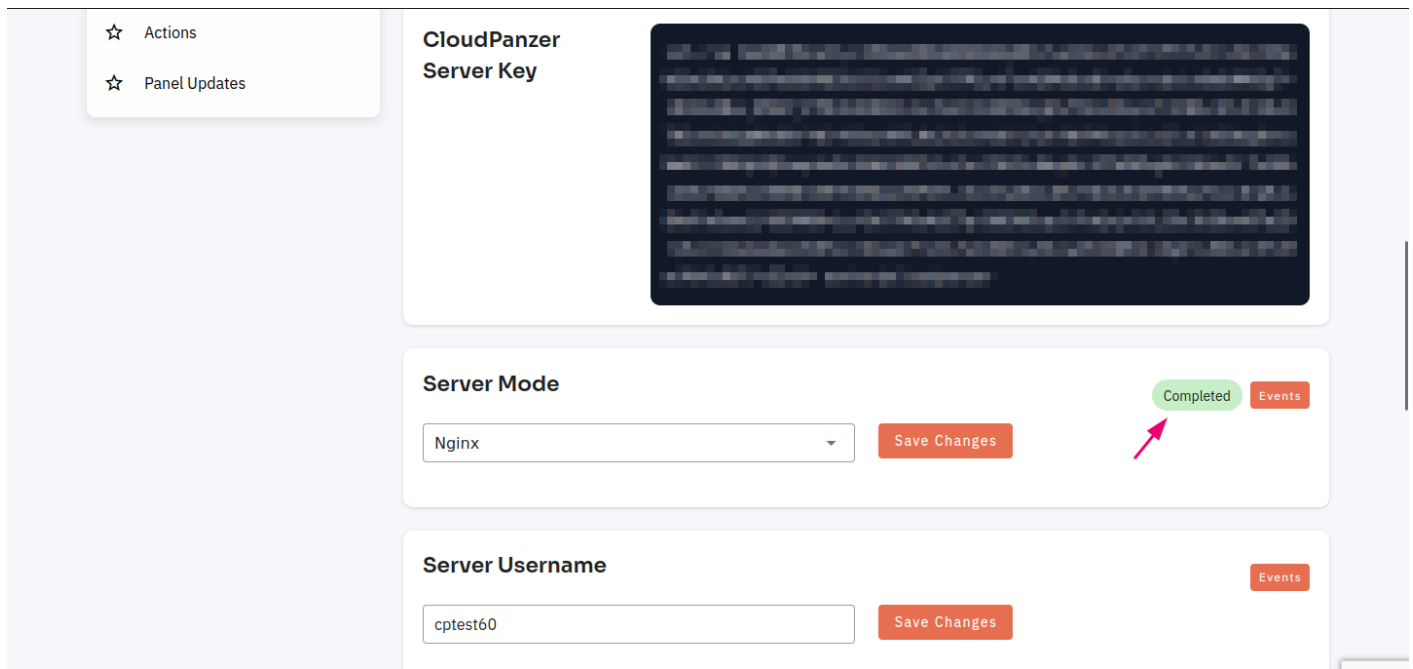
Navigate to the Server Info

Use this link to view How to Navigate

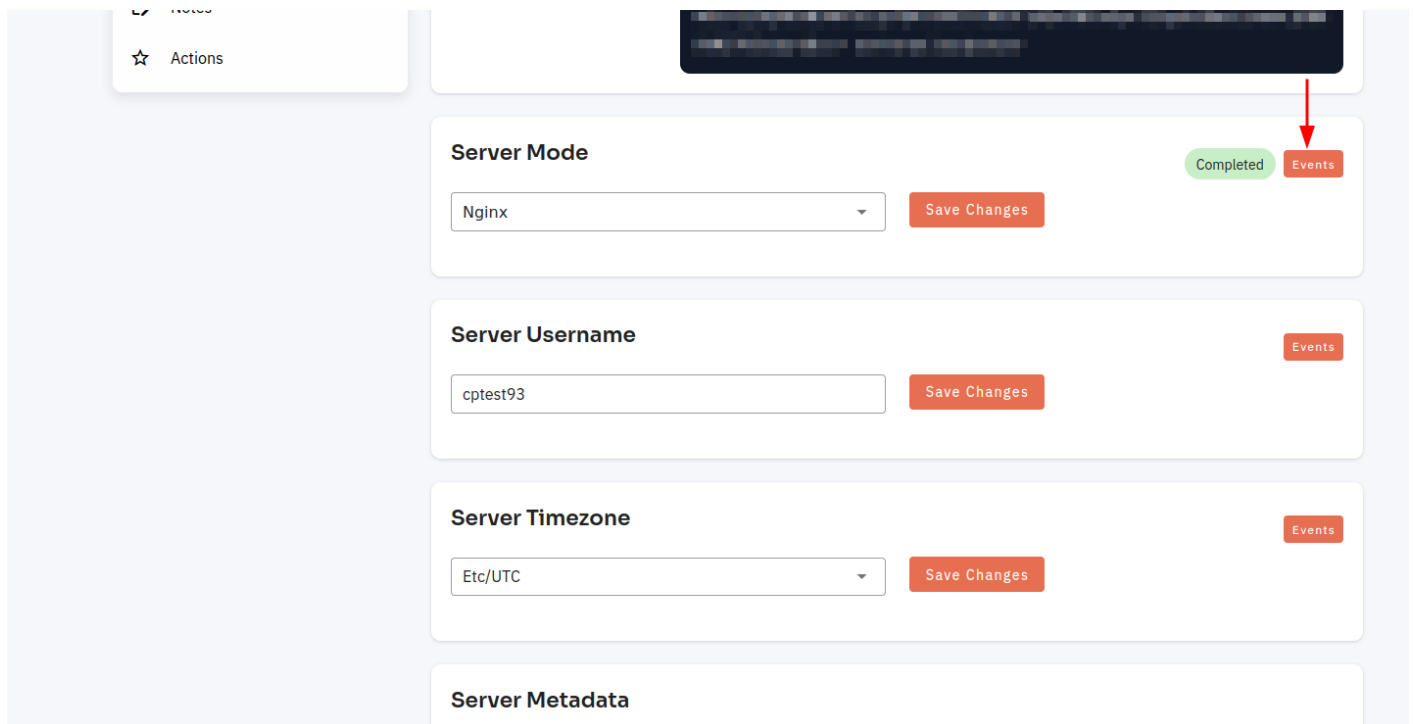
3. Select Server Mode and click on Save Changes Button.



4. Here you can see Sever mode is changed successfully.



5. You can check Events by clicking on the Events button.



Here, the list of events has been displayed.

☆ Actions

XVMJ7K5tUgrd8cc= worker@cloudpanzer

Events

Server	Event	User	When	Actions
cpTest93	Server cpTest93 Build Completed Successfully	John Doe	Mon , Aug 14, 2023 - 11:04 am	
cpTest93	Server mode failed to Nginx	John Doe	Mon , Aug 14, 2023 - 11:04 am	
cpTest93	Server cpTest93 Build Completed Successfully	John Doe	Mon , Aug 14, 2023 - 11:03 am	
cpTest93	Server mode failed to Nginx	John Doe	Mon , Aug 14, 2023 - 11:03 am	
cpTest93	Server cpTest93 Build Completed Successfully	John Doe	Mon , Aug 14, 2023 - 11:02 am	
cpTest93	Server mode failed to Nginx	John Doe	Mon , Aug 14, 2023 - 11:02 am	
cpTest93	Server cpTest93 Build Completed Successfully	John Doe	Mon , Aug 14, 2023 - 11:01 am	
cpTest93	Server mode failed to Apache	John Doe	Mon , Aug 14, 2023 - 11:01 am	
cpTest93	Server mode failed to Nginx	John Doe	Mon , Aug 14, 2023 - 11:00 am	
cpTest93	Server cpTest93 Build Completed Successfully	John Doe	Mon , Aug 14, 2023 - 11:00 am	

Rows per page: 10 1-10 of 30 < >

Events

Events

Events

Revision #7
Created 30 May 2023 05:04:19 by Admin
Updated 2 September 2023 10:36:00 by Admin