

How to check Account Activity in CloudPanzer?

Checking your account activity is an important step in managing your finances and protecting your personal information. By regularly reviewing your account activity and taking action if you notice any suspicious activity, you can safeguard your account and avoid potential financial losses.

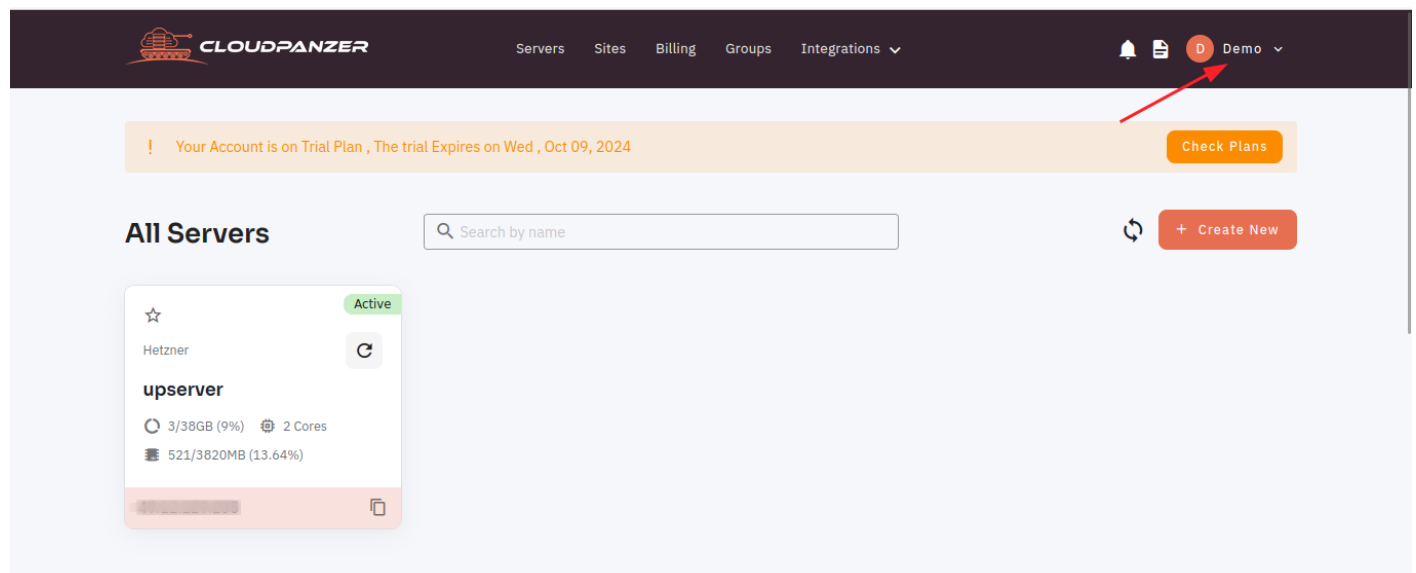
Tutorial :

You can watch the Video or Continue reading the post.

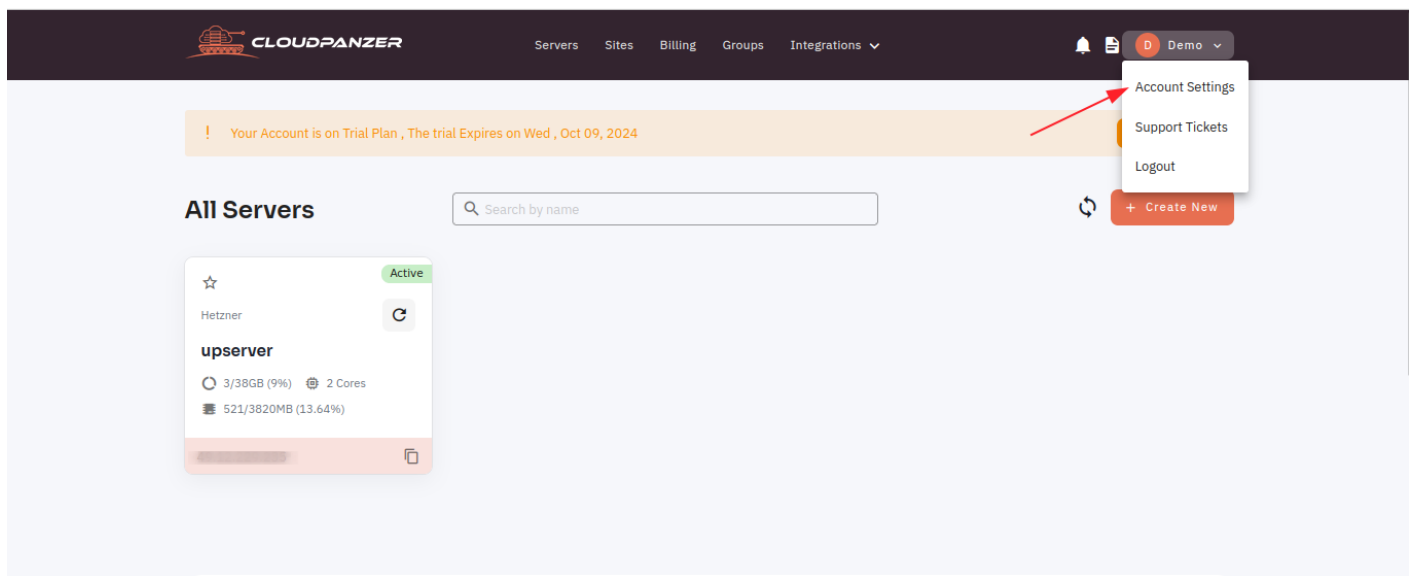
<https://www.youtube.com/embed/xmfo5MljtkA>

Follow the steps below to check Account Activity

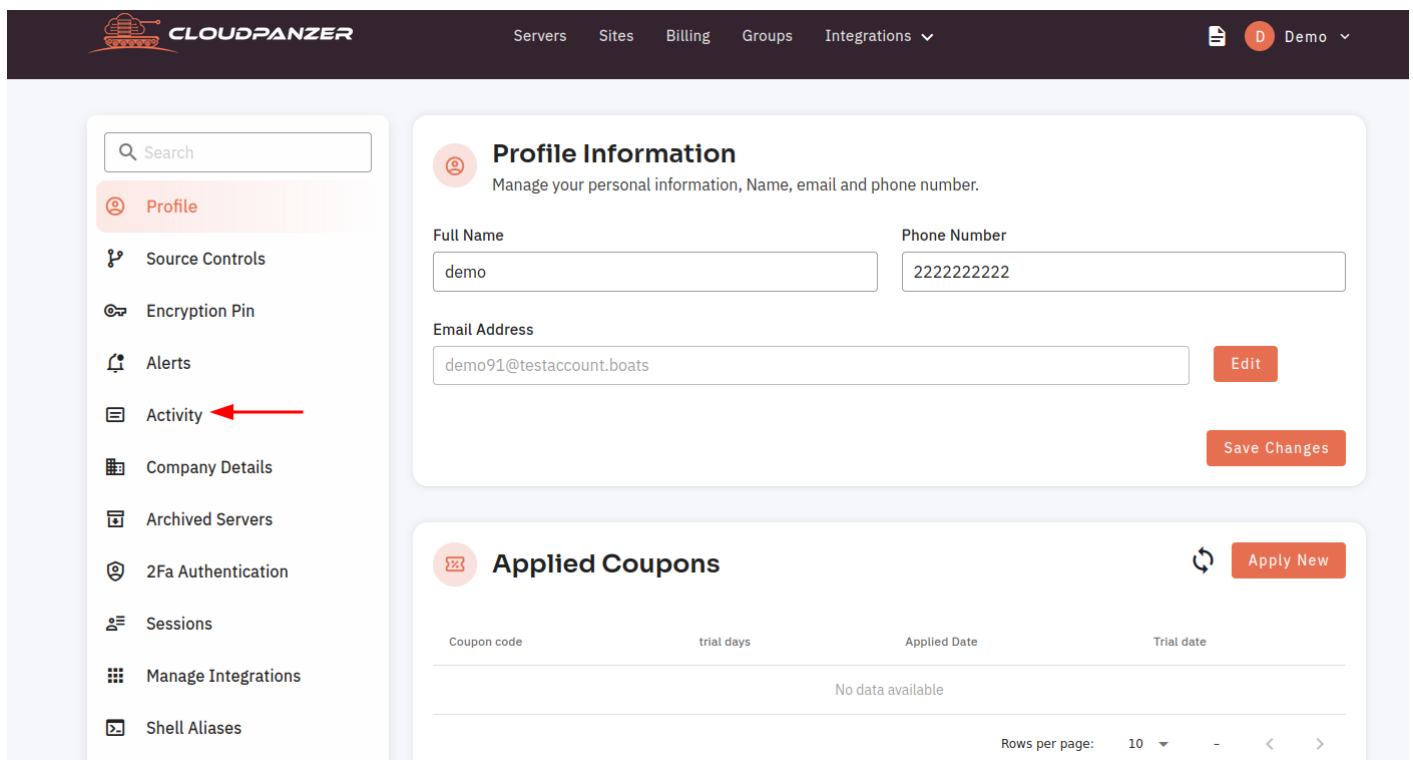
1. Once logged in, click on the user profile.




2. Click on the Account Settings option.




3. Click on the "Activity" option.



4. Here, you can see the record of your account's activity.

CLOUDPANZER

ServersSitesBillingGroupsIntegrations

D Demo

Search

Profile

Source Controls

Encryption Pin

Alerts

Activity

Company Details

Archived Servers

2Fa Authentication

Sessions

Manage Integrations

Shell Aliases

Activity

Date Time	Description
08/29/2023 - 4:49 pm	Account Logged In
08/29/2023 - 4:40 pm	Account Logged In
08/29/2023 - 4:38 pm	Account Logged In
08/29/2023 - 4:29 pm	Account Logged In
08/29/2023 - 4:25 pm	Account Logged In
08/29/2023 - 4:14 pm	Account Logged out
08/29/2023 - 4:13 pm	Account Logged In
08/29/2023 - 3:34 pm	Account Logged out
08/29/2023 - 3:09 pm	Account Logged In
08/29/2023 - 10:21 am	Account Logged In

Looking for Mobile App Instructions?

Available at <https://kb.cloudpanzer.com/books/mobile-app/page/how-to-check-account-activity>

Revision #10

Created 23 December 2022 04:20:55 by Admin

Updated 9 September 2024 11:34:05 by Admin