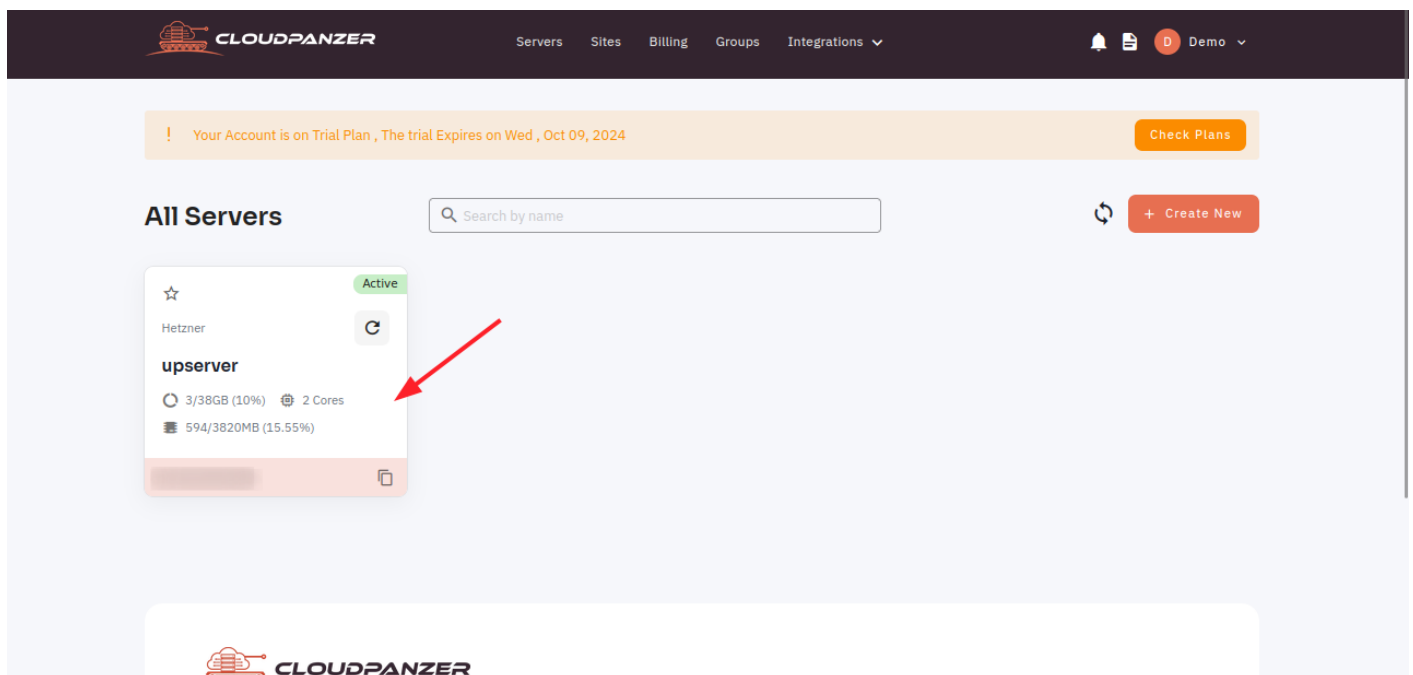


# How to check Server PHP logs through the cloudpanzer we ?

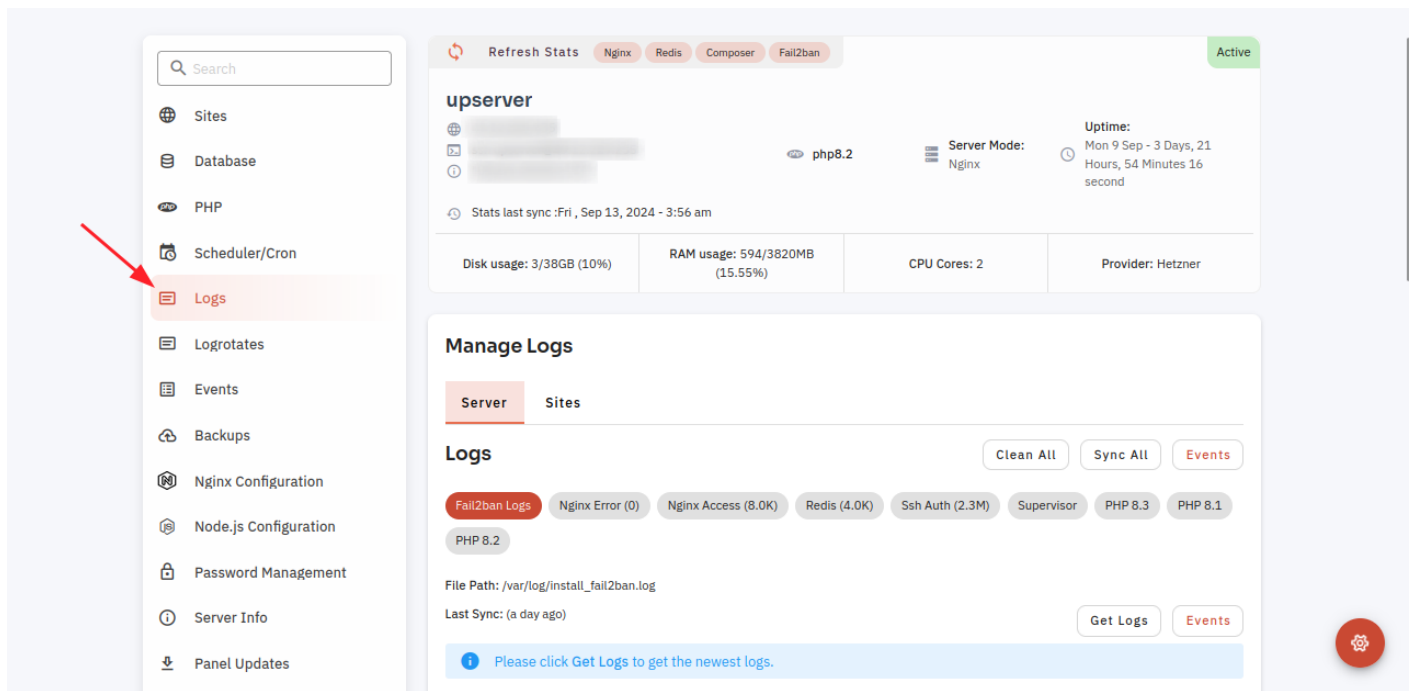
PHP is a popular server-side scripting language that is widely used for creating dynamic web applications. It is essential to keep track of errors and other important events that occur during the execution of a PHP script. This can be done using PHP logs, which provide a record of all the errors and other events that occur during the execution of a PHP script.

Follow the steps below to check the PHP logs server

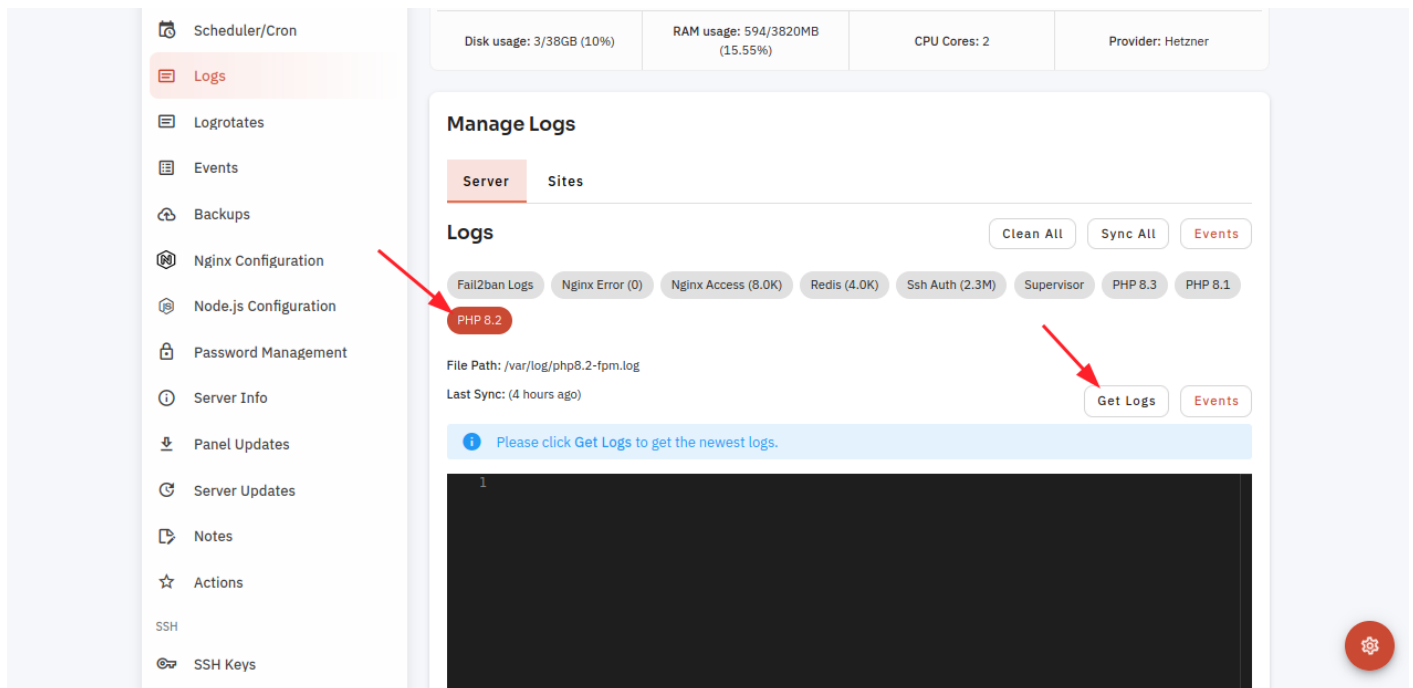
1: Firstly you are logged in, look for a "Server" and click on it.



2. Click on the Logs option.



3: Click on the Nginx Error button then click on the get log button to see the logs.



Here, you can see PHP Version Logs data.

Disk usage: 3/38GB (10%) (15.55%) CPU Cores: 2 Provider: Hetzner

### Manage Logs

**Server** Sites

**Logs** Clean All Sync All Events

Fail2ban Logs Nginx Error (0) Nginx Access (8.0K) Redis (4.0K) Ssh Auth (2.3M) Supervisor PHP 8.3 PHP 8.1

**PHP 8.2 (4.0K)**

File Path: /var/log/php8.2-fpm.log  
Last Sync: (a few seconds ago) Completed Download Clean Get Logs Events

Please click Get Logs to get the newest logs.

```
1 [13-Sep-2024 05:54:27] NOTICE: systemd monitor interval set to 10000ms
2 [13-Sep-2024 05:54:27] NOTICE: ready to handle connections
3 [13-Sep-2024 05:54:27] NOTICE: fpm is running, pid 114929
4 [13-Sep-2024 05:54:27] NOTICE: exiting, bye-bye!
5 [13-Sep-2024 05:54:27] NOTICE: Terminating ...
6 [13-Sep-2024 05:31:58] NOTICE: systemd monitor interval set to 10000ms
7 [13-Sep-2024 05:31:58] NOTICE: ready to handle connections
8 [13-Sep-2024 05:31:58] NOTICE: fpm is running, pid 114146
9 [13-Sep-2024 05:31:58] NOTICE: exiting, bye-bye!
10 [13-Sep-2024 05:31:58] NOTICE: Terminating ...
11 [12-Sep-2024 11:15:54] NOTICE: systemd monitor interval set to 10000ms
12 [12-Sep-2024 11:15:54] NOTICE: ready to handle connections
13 [12-Sep-2024 11:15:54] NOTICE: fpm is running, pid 76125
14 [12-Sep-2024 11:15:54] NOTICE: using inherited socket fd=9, "/run/php/php8.2-fpm-app:listen_socket"...
```

4. Click on the Events Button.

Disk usage: 3/38GB (10%) (15.55%) CPU Cores: 2 Provider: Hetzner

### Manage Logs

**Server** Sites

**Logs** Clean All Sync All Events

Fail2ban Logs Nginx Error (0) Nginx Access (8.0K) Redis (4.0K) Ssh Auth (2.3M) Supervisor PHP 8.3 PHP 8.1

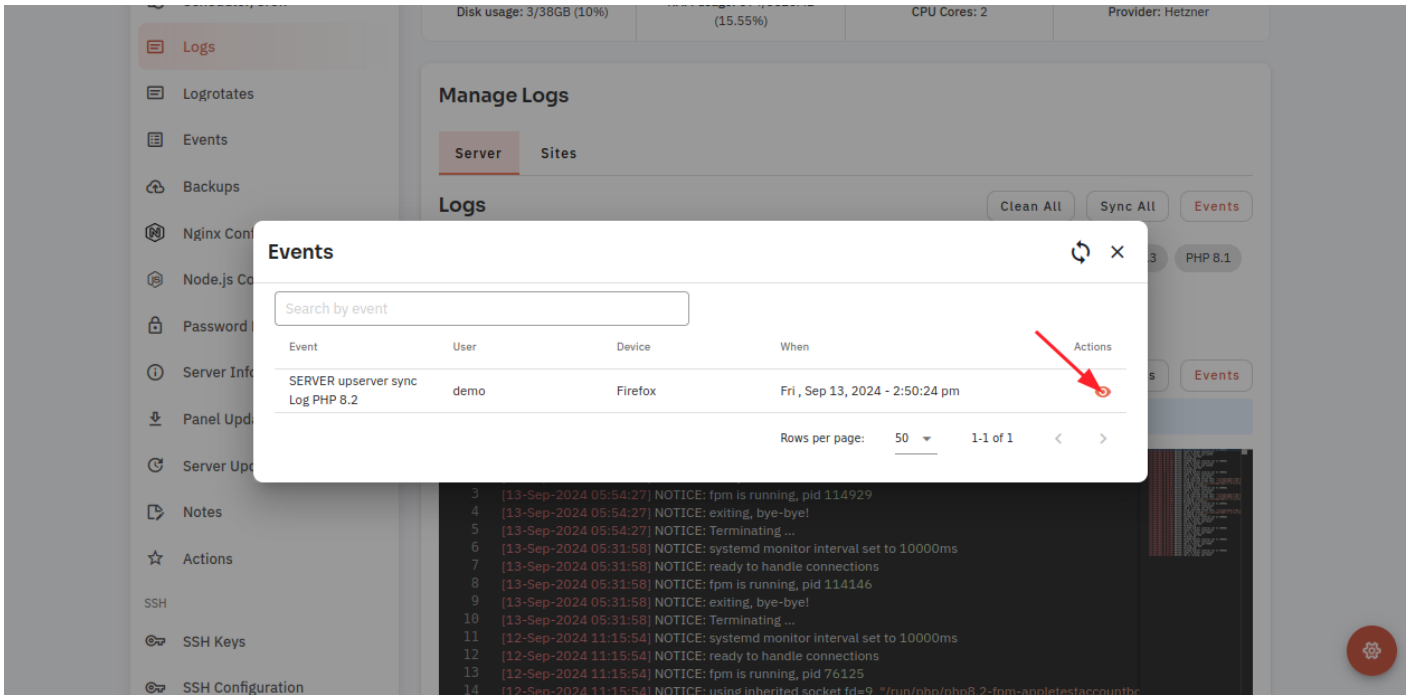
**PHP 8.2 (4.0K)**

File Path: /var/log/php8.2-fpm.log  
Last Sync: (a few seconds ago) Completed Download Clean Get Logs Events

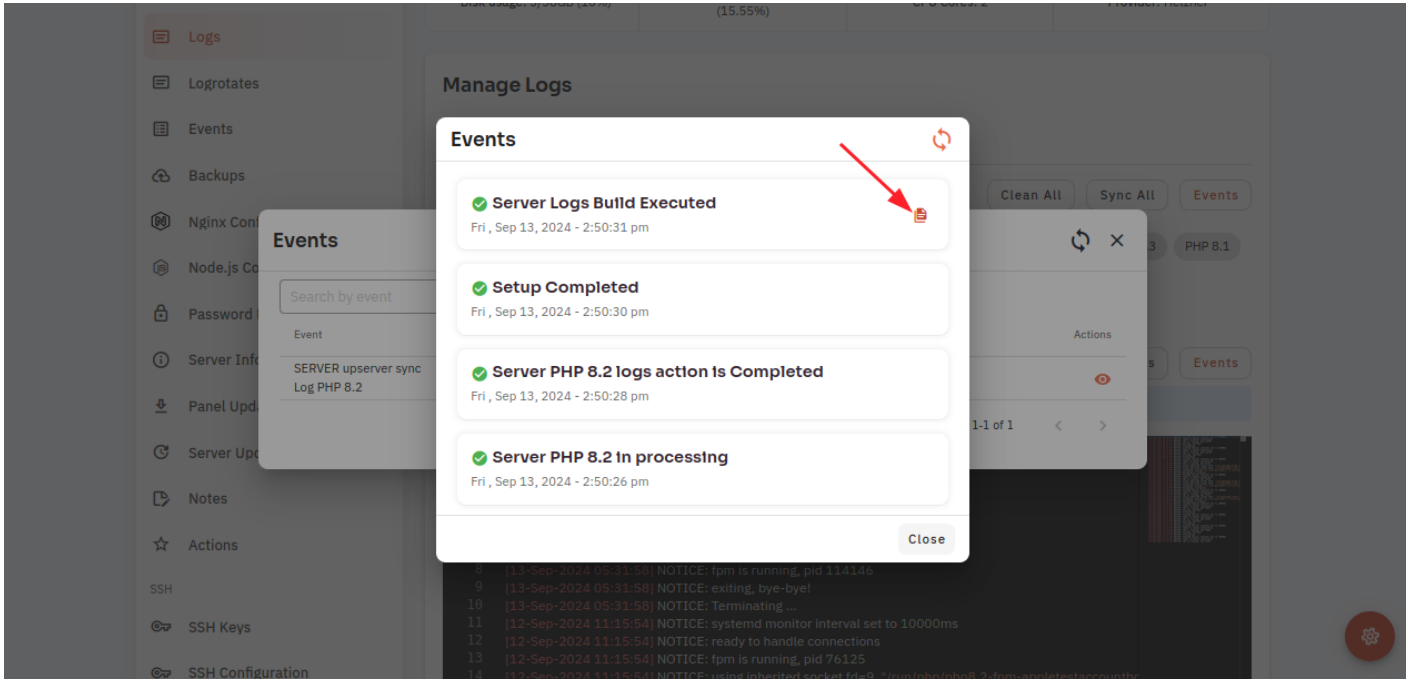
Please click Get Logs to get the newest logs.

```
1 [13-Sep-2024 05:54:27] NOTICE: systemd monitor interval set to 10000ms
2 [13-Sep-2024 05:54:27] NOTICE: ready to handle connections
3 [13-Sep-2024 05:54:27] NOTICE: fpm is running, pid 114929
4 [13-Sep-2024 05:54:27] NOTICE: exiting, bye-bye!
5 [13-Sep-2024 05:54:27] NOTICE: Terminating ...
6 [13-Sep-2024 05:31:58] NOTICE: systemd monitor interval set to 10000ms
7 [13-Sep-2024 05:31:58] NOTICE: ready to handle connections
8 [13-Sep-2024 05:31:58] NOTICE: fpm is running, pid 114146
9 [13-Sep-2024 05:31:58] NOTICE: exiting, bye-bye!
10 [13-Sep-2024 05:31:58] NOTICE: Terminating ...
11 [12-Sep-2024 11:15:54] NOTICE: systemd monitor interval set to 10000ms
12 [12-Sep-2024 11:15:54] NOTICE: ready to handle connections
13 [12-Sep-2024 11:15:54] NOTICE: fpm is running, pid 76125
14 [12-Sep-2024 11:15:54] NOTICE: using inherited socket fd=9, "/run/php/php8.2-fpm-app:listen_socket"...
```

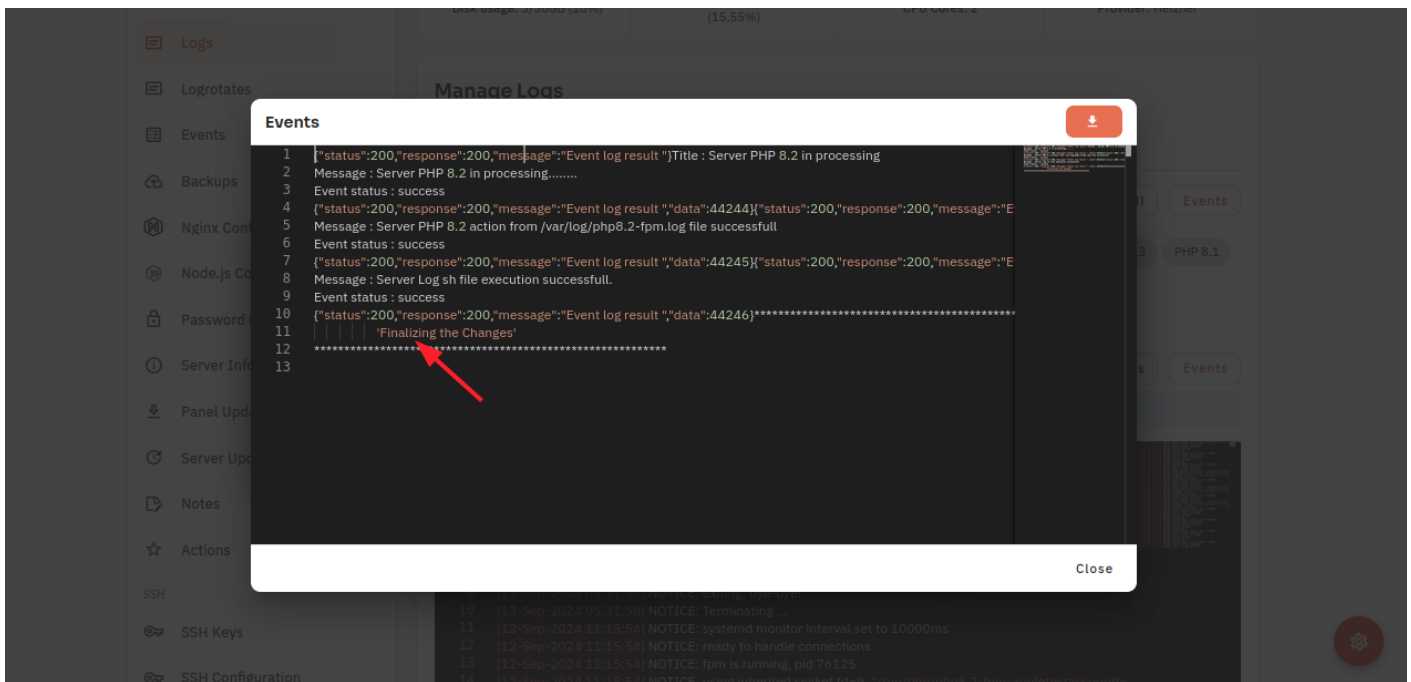
7. Click on the Eye Icon.



8. Click on the file icon.



Here, you can see the event data.



Looking for Mobile App Instructions?

Available at <https://kb.cloudpanzer.com/books/mobile-app/page/how-to-checks-php-logs-in-server>

Revision #9

Created 20 December 2022 05:48:55 by Admin

Updated 13 September 2024 09:24:21 by Admin