

How to check Site php logs through the cloudpanzer website?

If you're having issues with your PHP-based website, one of the first places you should look for clues is the PHP logs. These logs can provide valuable information about any errors or issues that are occurring on your site, as well as help you troubleshoot and fix any problems.

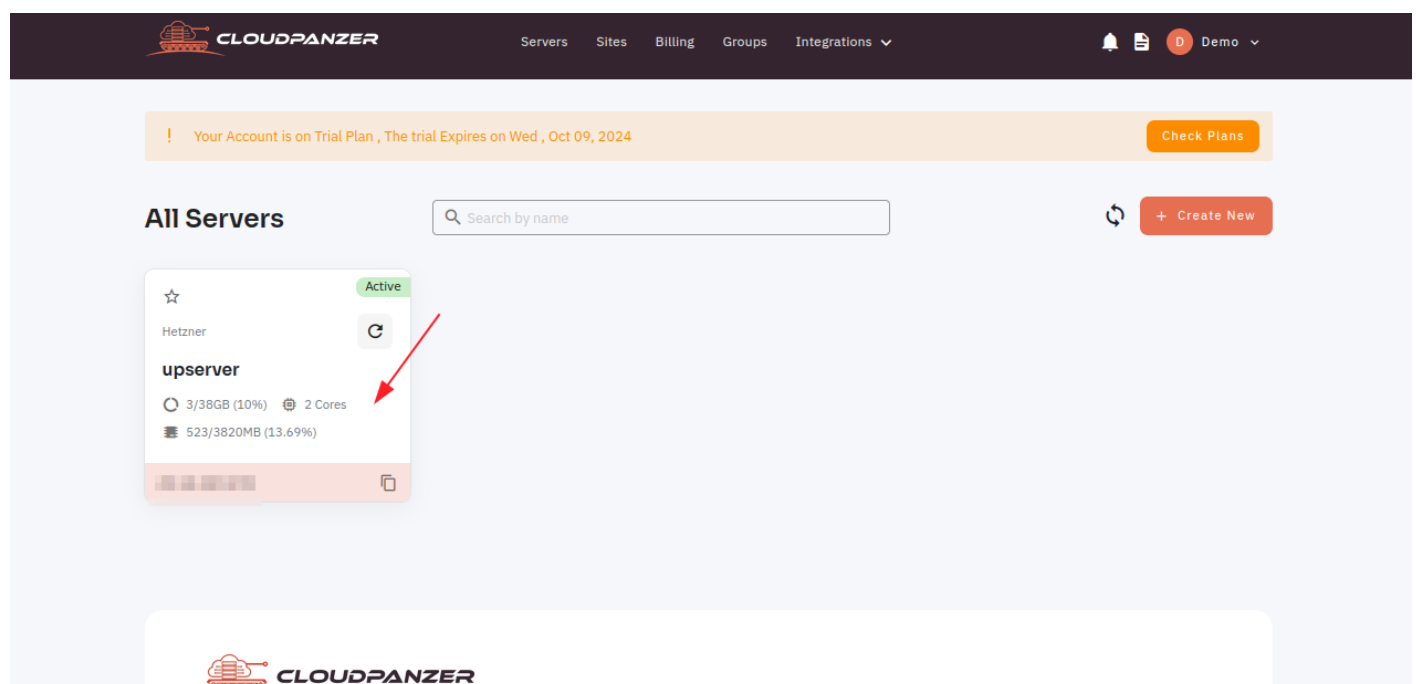
Tutorial :

You can watch the Video or Continue reading the post.

<https://www.youtube.com/embed/3V0PJY5GgBM>

Follow the steps below to check php logs site

1. Select Server of your choice.



2. Select the Sites option.

The screenshot shows the Cloudpanzer dashboard. The left sidebar contains a search bar and a list of options: Sites, Database, PHP, Scheduler/Cron, Logs, Logrotates, Events, Backups, Nginx Configuration, Node.js Configuration, and Password Management. A red arrow points to the 'Sites' option. The main content area displays the 'upserver' status, including a 'Refresh Stats' button, a list of installed services (Nginx, Redis, Composer, Fail2ban), and a table of active sites. The table has columns for Domain, App, PHP, Status, User, SSH, Isolated, and Events. Two sites are listed: 'apple.testaccountboats' and 'newsite.testaccountboats', both with status 'Installed'.

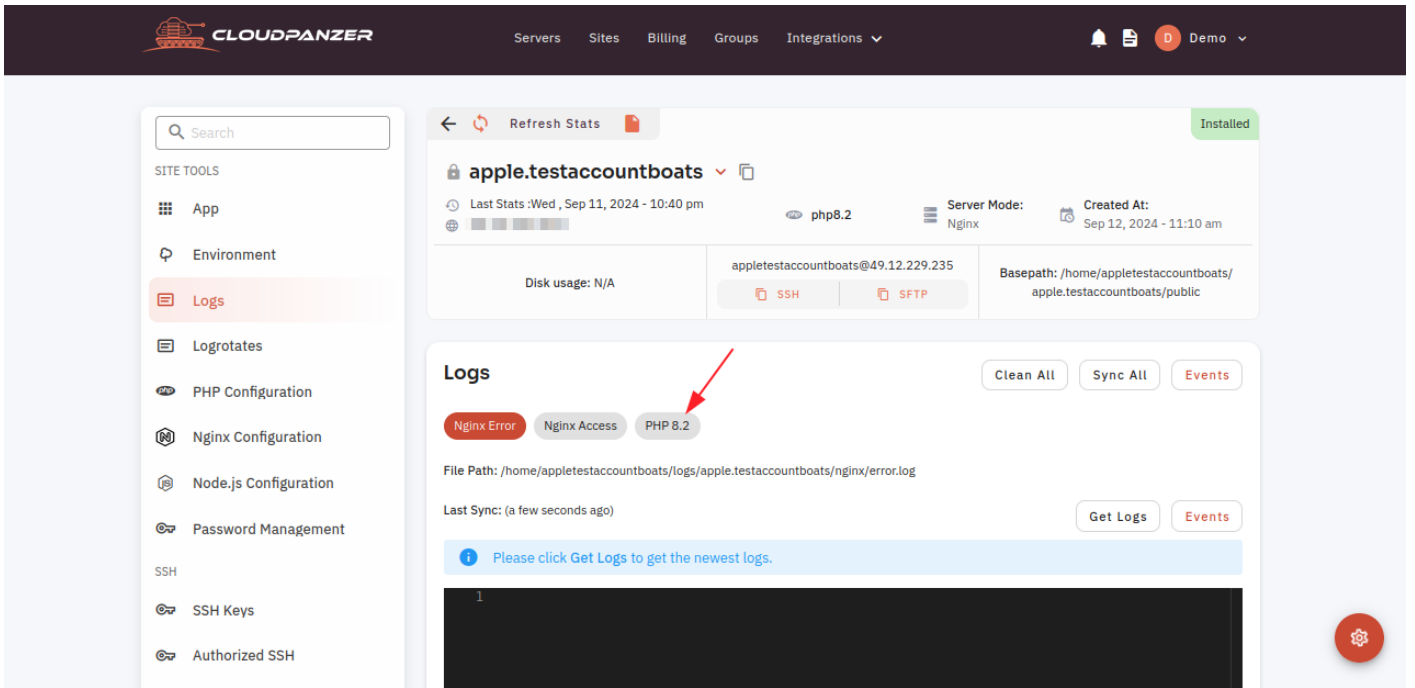
Domain	App	PHP	Status	User	SSH	Isolated	Events
apple.testaccountboats	php8.2	Installed	appletestaccountboats	Yes			
newsite.testaccountboats	php8.3	Installed	newsitetestaccountboats	Yes			

3. Select the Active site. Click on the Logs Option.

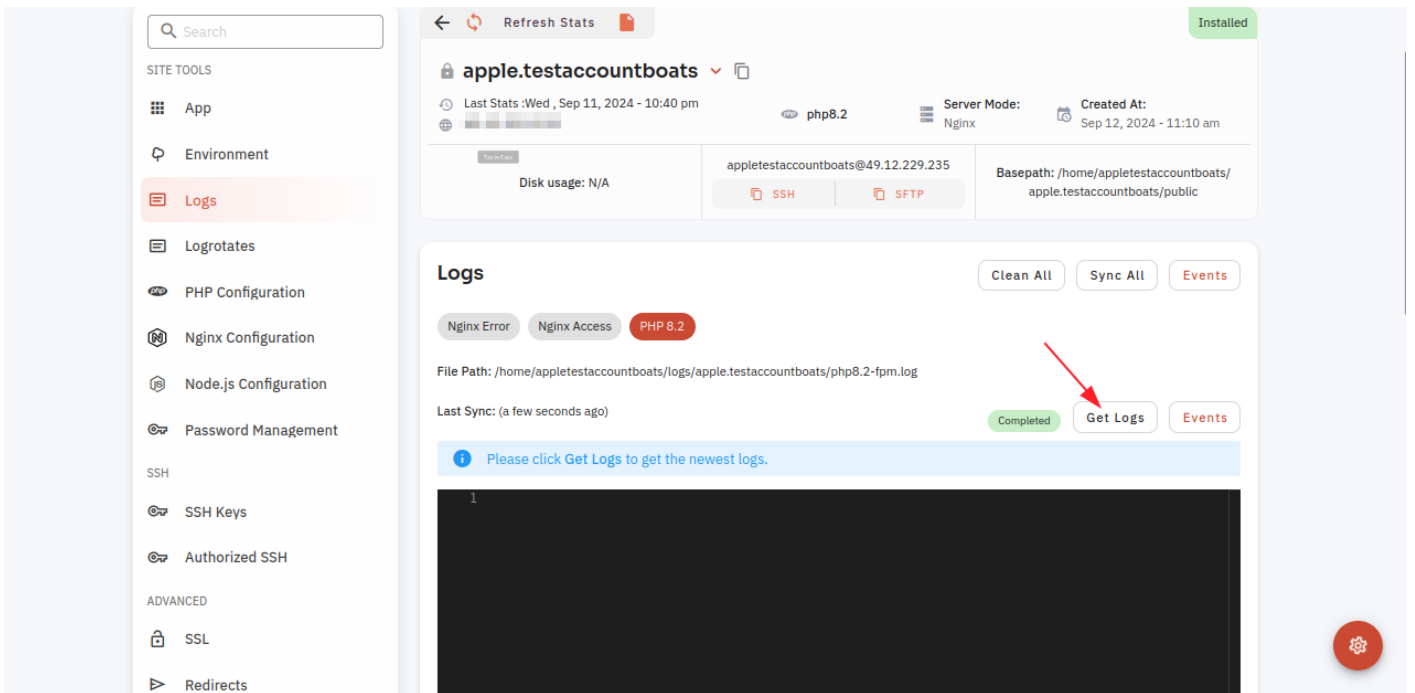
The screenshot shows the Cloudpanzer dashboard. The left sidebar contains a search bar and a list of options: Sites, Database, PHP, Scheduler/Cron, Logs, Logrotates, Events, Backups, Nginx Configuration, Node.js Configuration, and Password Management. A red arrow points to the 'Logs' option. The main content area displays the 'upserver' status, including a 'Refresh Stats' button, a list of installed services (Nginx, Redis, Composer, Fail2ban), and a table of active sites. The table has columns for Domain, App, PHP, Status, User, SSH, Isolated, and Events. Two sites are listed: 'apple.testaccountboats' and 'newsite.testaccountboats', both with status 'Installed'.

Domain	App	PHP	Status	User	SSH	Isolated	Events
apple.testaccountboats	php8.2	Installed	appletestaccountboats	Yes			
newsite.testaccountboats	php8.3	Installed	newsitetestaccountboats	Yes			

4. Click on the PHP button.



5. Click on the Get Logs button.



Looking for Mobile App Instructions?

Available at <https://kb.cloudpanzer.com/books/mobile-app/page/how-to-check-php-logs-site>

Revision #11

Created 19 December 2022 08:53:49 by Admin

Updated 12 September 2024 11:27:08 by Admin