

# How to Delete Single Session in CloudPanzer?

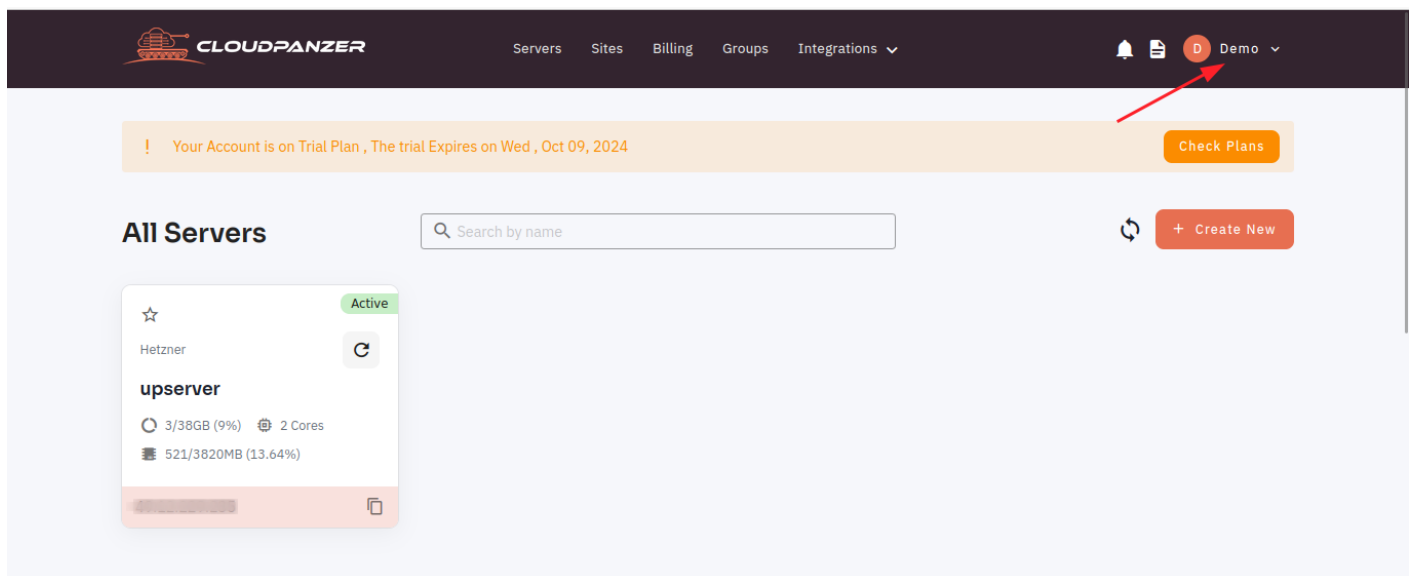
## Tutorial :

**You can watch the Video or Continue reading the post.**

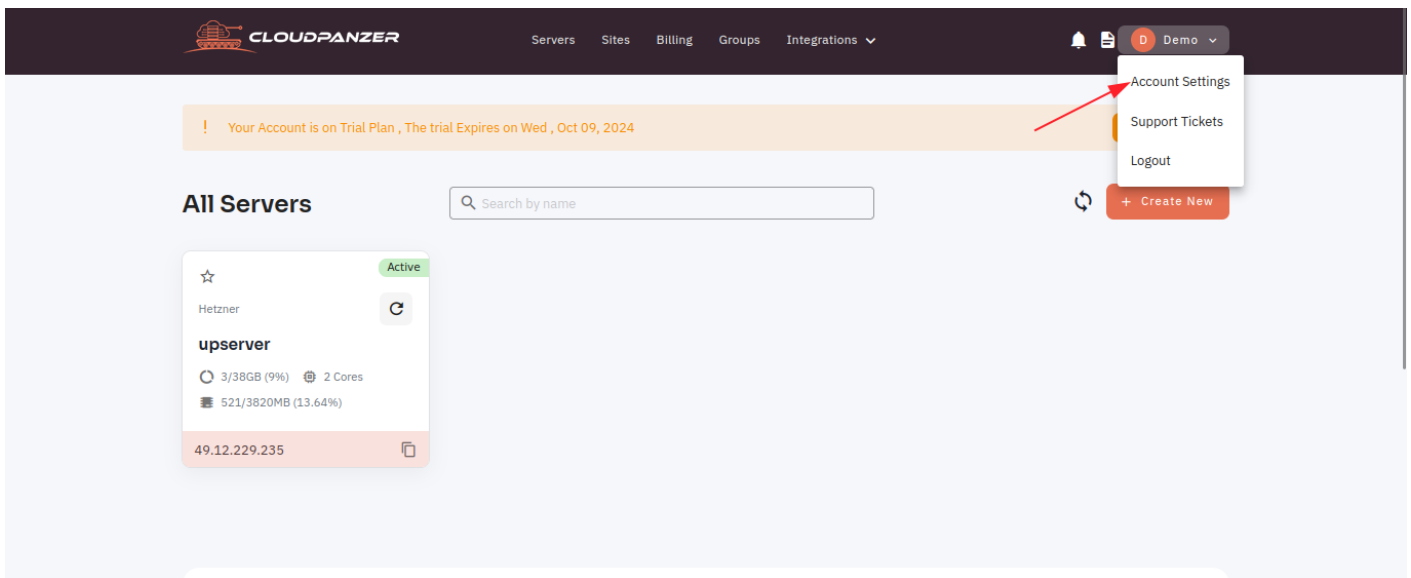
<https://www.youtube.com/embed/Tu-Q5SbcNWo>

Follow the steps below to Delete a Single Session

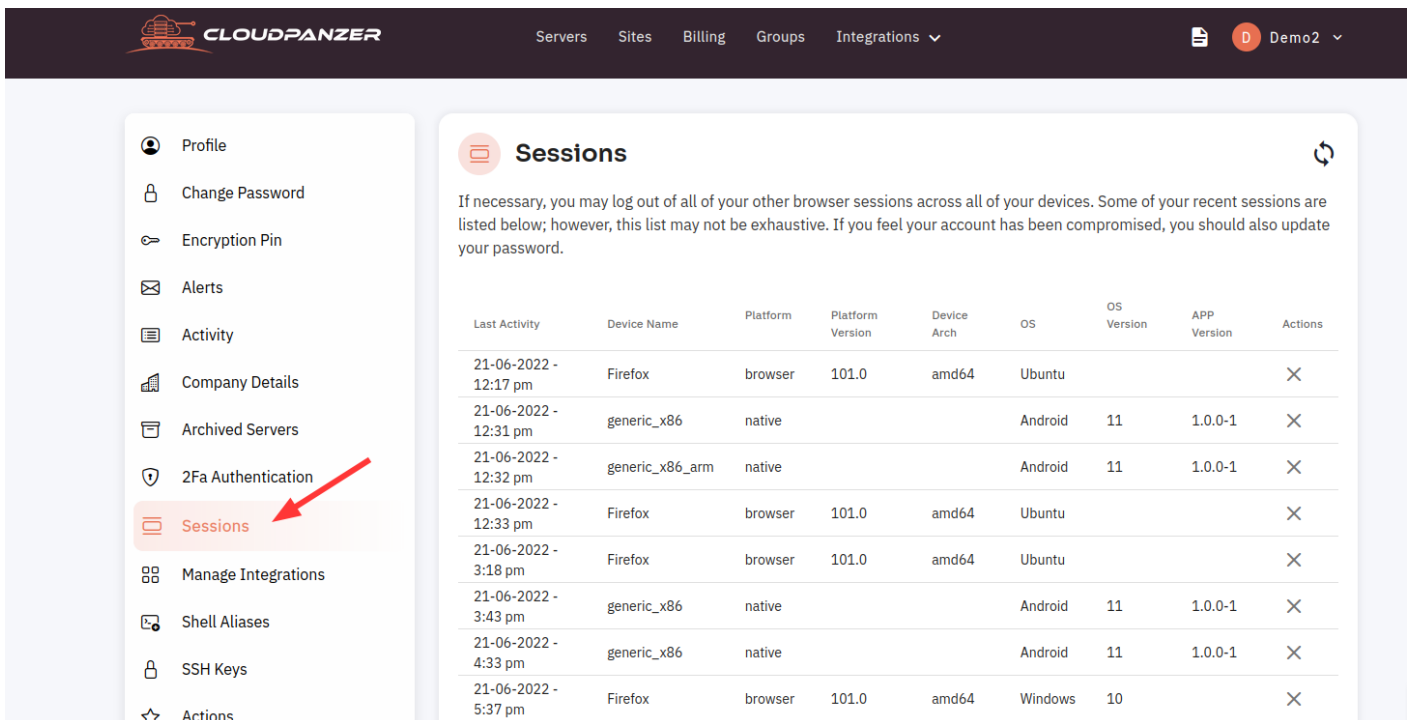
1. Once logged in, click on the user profile.



2. Click on the Account Settings option.



3. Click on the Sessions feature to view a complete list of sessions.



4. Click on the "X" icon to delete a session.

- Profile
- Change Password
- Encryption Pin
- Alerts
- Activity
- Company Details
- Archived Servers
- 2Fa Authentication
- Sessions**
- Manage Integrations
- Shell Aliases
- SSH Keys
- Actions



## Sessions



If necessary, you may log out of all of your other browser sessions across all of your devices. Some of your recent sessions are listed below; however, this list may not be exhaustive. If you feel your account has been compromised, you should also update your password.

Last Activity	Device Name	Platform	Platform Version	Device Arch	OS	OS Version	APP Version	Actions
21-06-2022 - 12:17 pm	Firefox	browser	101.0	amd64	Ubuntu			×
21-06-2022 - 12:31 pm	generic_x86	native			Android	11	1.0.0-1	×
21-06-2022 - 12:32 pm	generic_x86_arm	native			Android	11	1.0.0-1	×
21-06-2022 - 12:33 pm	Firefox	browser	101.0	amd64	Ubuntu			×
21-06-2022 - 3:18 pm	Firefox	browser	101.0	amd64	Ubuntu			×
21-06-2022 - 3:43 pm	generic_x86	native			Android	11	1.0.0-1	×
21-06-2022 - 4:33 pm	generic_x86	native			Android	11	1.0.0-1	×
21-06-2022 - 5:37 pm	Firefox	browser	101.0	amd64	Windows	10		×

Looking for Mobile App Instructions?

Available at <https://kb.cloudpanzer.com/books/mobile-app/page/how-to-logout-single-session>

Revision #12

Created 22 December 2022 11:45:24 by Admin

Updated 9 September 2024 11:34:42 by Admin