

How to install Yarn in node.js on site through the cloudpanzer website?

Tutorial :

You can watch the Video or Continue reading the post.

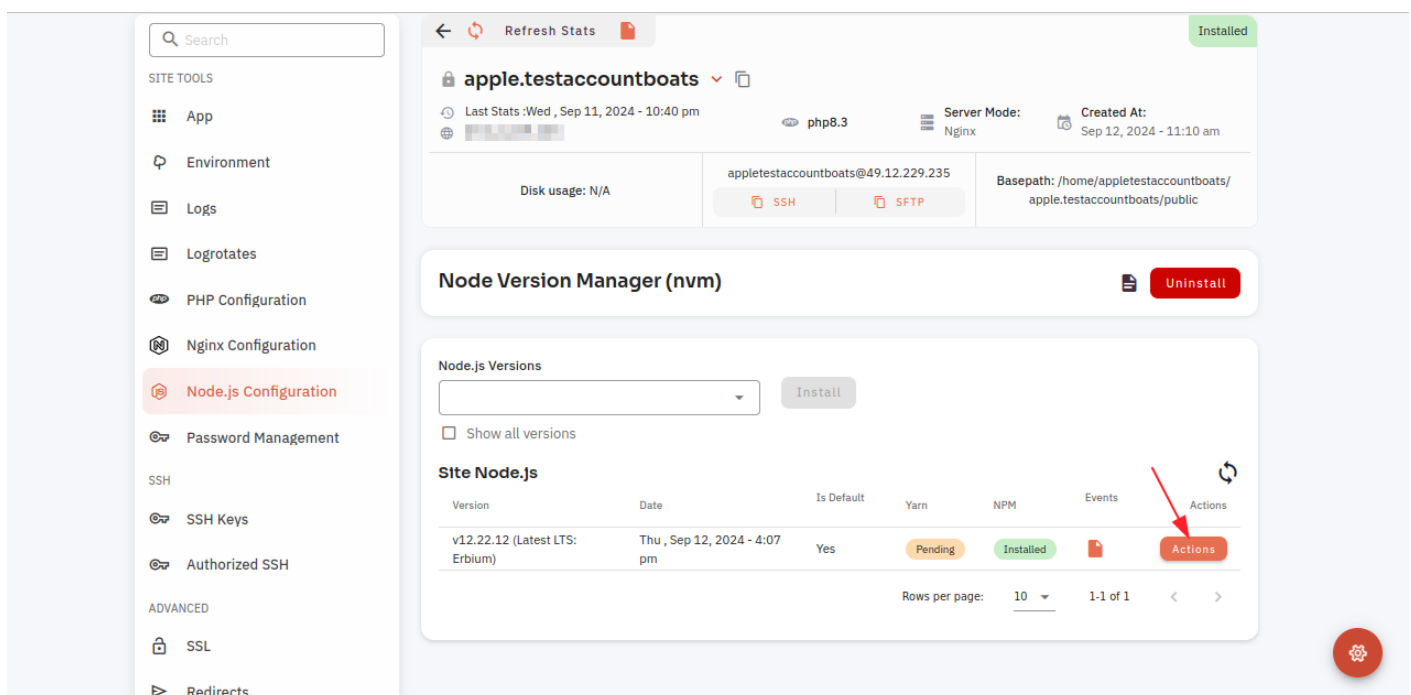
<https://www.youtube.com/embed/WSyc9NrxnIA>

Follow the steps below to install Yarn in node.js on Site.

Navigate to the Node js

(Use this link to view How to Navigate).

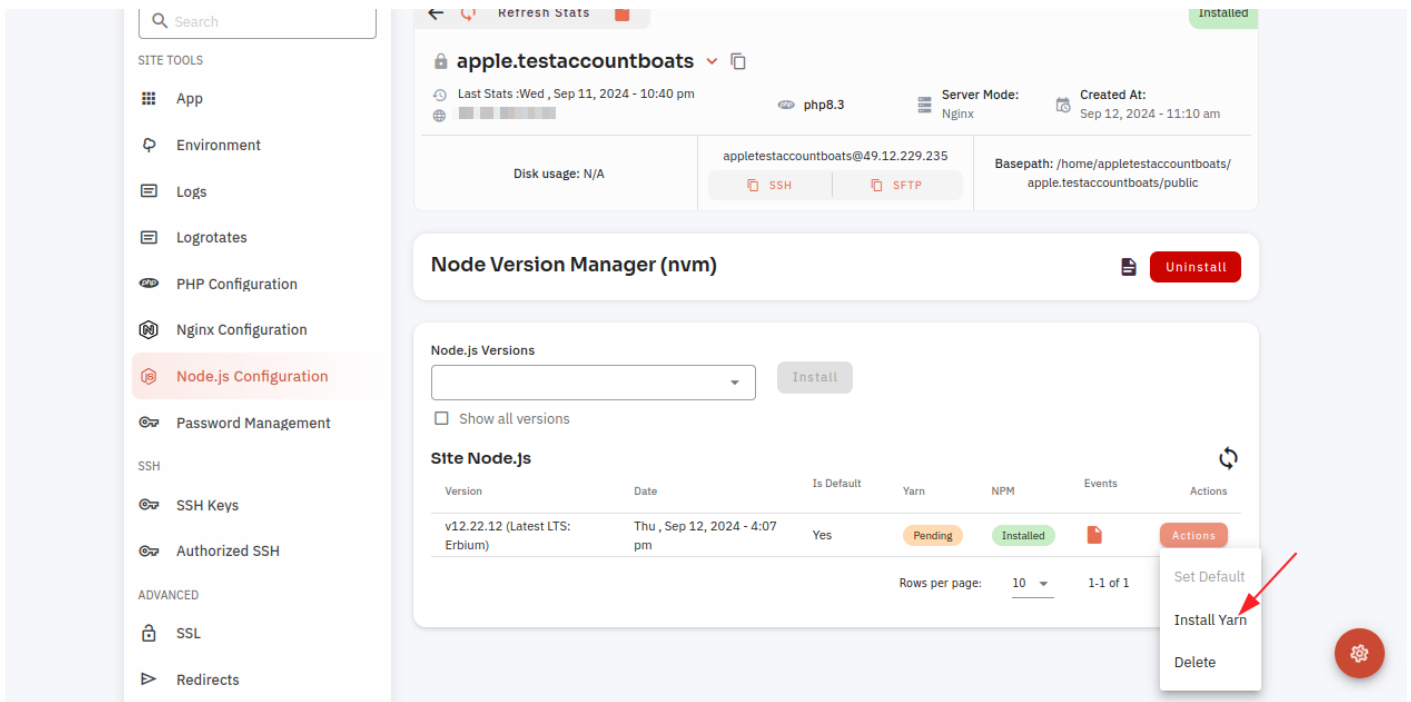
3. Click on the Action button.



The screenshot shows the Cloudpanzer website interface. On the left is a sidebar with navigation options: SITE TOOLS (App, Environment, Logs, Logrotates, PHP Configuration, Nginx Configuration, Node.js Configuration, Password Management) and ADVANCED (SSL, Redirects). The main content area displays server statistics for 'apple.testaccountboats'. Below this, there is a section for 'Node Version Manager (nvm)' with an 'Uninstall' button. Underneath, the 'Node.js Versions' section shows a table of installed versions. A red arrow points to the 'Actions' button in the table.

Version	Date	Is Default	Yarn	NPM	Events	Actions
v12.22.12 (Latest LTS: Erbium)	Thu, Sep 12, 2024 - 4:07 pm	Yes	Pending	Installed		Actions

4. Select an Install Yarn Option.



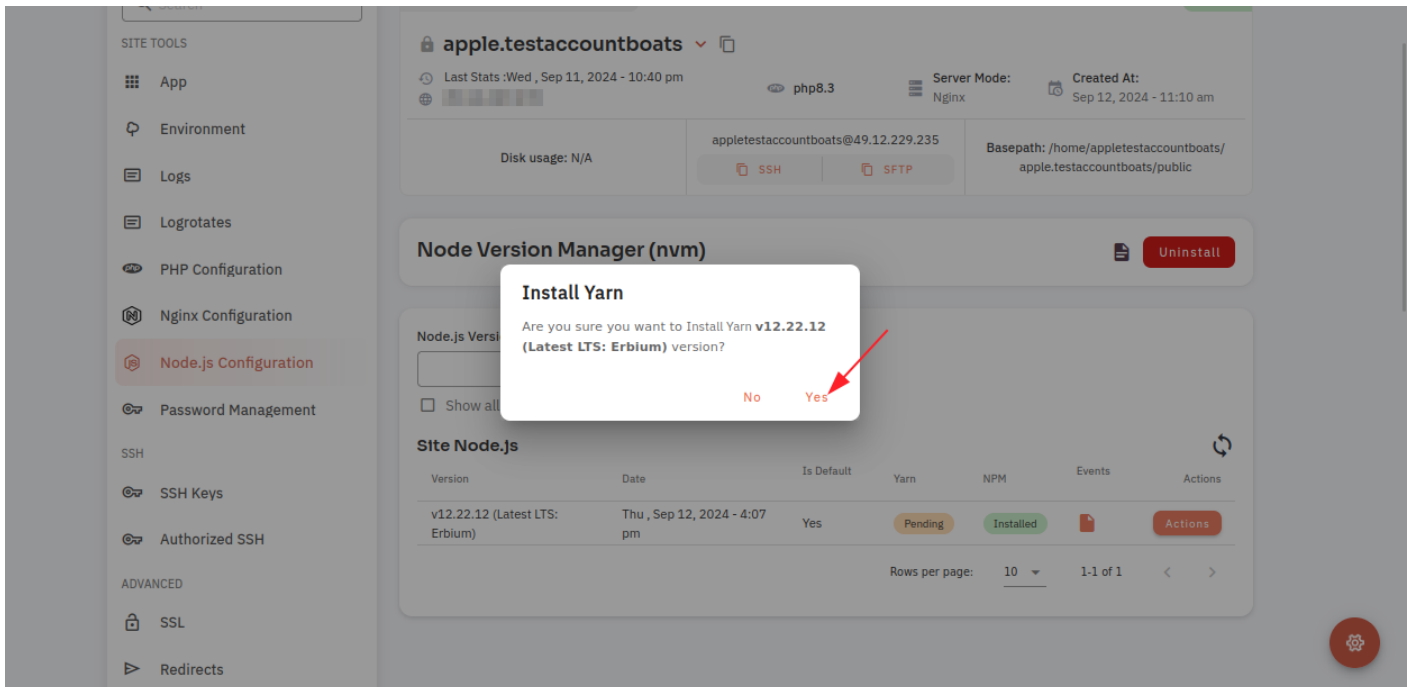
The screenshot shows the 'Node.js Configuration' page for the site 'apple.testaccountboats'. The page includes a sidebar with various site tools and a main content area. The 'Node.js Versions' section shows a table of installed and pending versions. The 'Actions' menu for the 'v12.22.12 (Latest LTS: Erbium)' version is open, and the 'Install Yarn' option is selected, indicated by a red arrow.

Version	Date	Is Default	Yarn	NPM	Events	Actions
v12.22.12 (Latest LTS: Erbium)	Thu, Sep 12, 2024 - 4:07 pm	Yes	Pending	Installed		Actions

Rows per page: 10 1-1 of 1

Actions menu options: Set Default, Install Yarn, Delete

5. Click on the Yes Button.



The screenshot shows the same 'Node.js Configuration' page, but with a confirmation dialog box open. The dialog asks 'Are you sure you want to Install Yarn v12.22.12 (Latest LTS: Erbium) version?' and has 'No' and 'Yes' buttons. The 'Yes' button is highlighted with a red arrow, indicating it should be clicked.

Install Yarn

Are you sure you want to Install Yarn v12.22.12 (Latest LTS: Erbium) version?

No Yes

Here, you can see Yarn Install Successfully.

Search

SITE TOOLS

App

Environment

Logs

Logrotates

PHP Configuration

Ngix Configuration

Node.js Configuration

Password Management

SSH

SSH Keys

Authorized SSH

ADVANCED

SSL

Redirects

apple.testaccountboats

Last Stats :Wed , Sep 11, 2024 - 10:40 pm

php8.3

Server Mode: Nginx

Created At: Sep 12, 2024 - 11:10 am

Disk usage: N/A

appletestaccountboats@49.12.229.235

Basepath: /home/appletestaccountboats/apple.testaccountboats/public

SSH

SFTP

Node Version Manager (nvm)

Uninstall

Node.js Versions

Install

☐ Show all versions

Site Node.js

Version	Date	Is Default	Yarn	NPM	Events	Actions
v12.22.12 (Latest LTS: Erbium)	Thu , Sep 12, 2024 - 4:07 pm	Yes	Installed	Installed		Actions

Rows per page: 10 1-1 of 1

Looking for Mobile App Instructions?

Available at <https://kb.cloudpanzer.com/books/mobile-app/page/how-to-install-yarn-in-nodejs-on-site-through-the-cloudpanzer-mobile-application>

Revision #6

Created 29 May 2023 05:18:12 by Admin

Updated 12 September 2024 10:46:39 by Admin