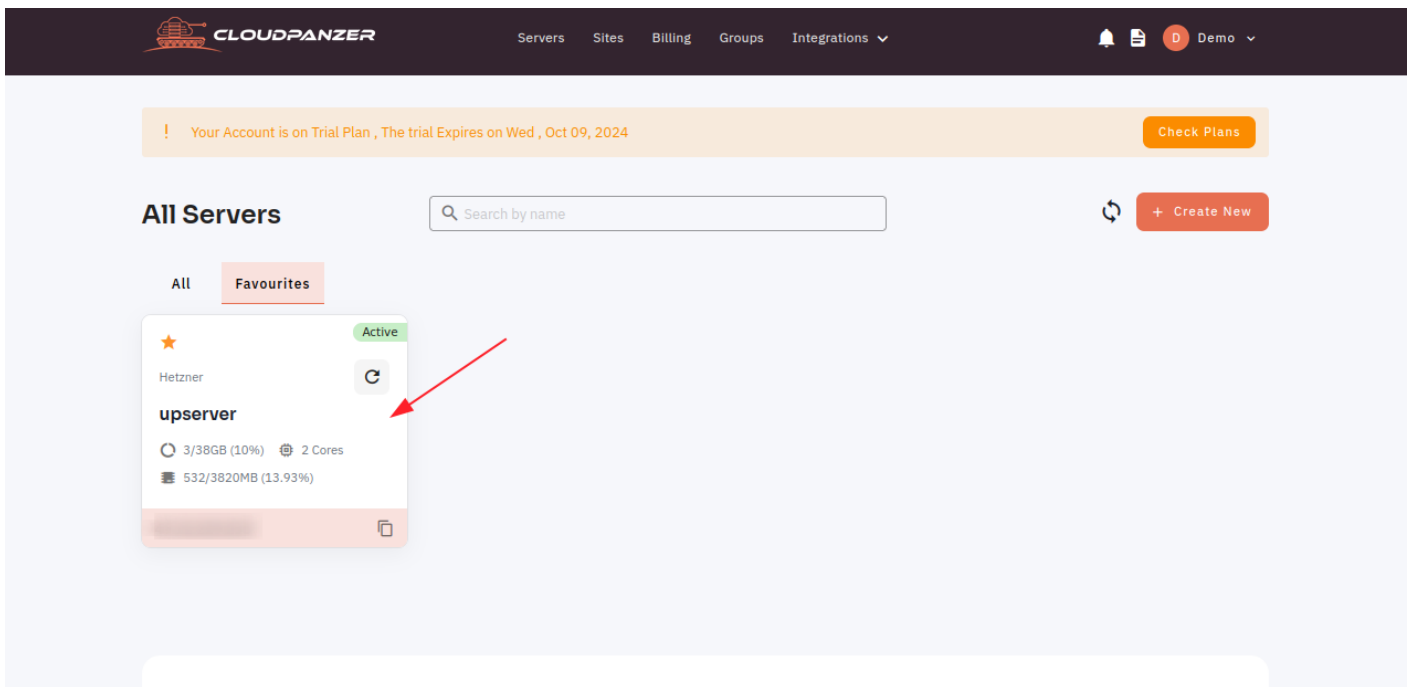



# How to Navigate Manage Backups ?

Follow the steps below to Manage Backups.




1: Firstly you are logged in, look for a "Server" and click on it.



2. Click on the Backups Options.



ServersSitesBillingGroupsIntegrations

 Demo

Search

Sites

Database

PHP

Scheduler/Cron

Logs

Logrotates

Events

Backups

Nginx Configuration

Node.js Configuration

Password Management

Server Info

Refresh Stats




Nginx

Redis

Composer

Active

upserver



php8.3

Server Mode: Nginx

Uptime: Mon 9 Sep - 2 Days, 20 Hours, 16 Minutes 8 second

Last stats :Thu , Sep 12, 2024 - 3:48 am

Disk usage: 3/38GB (10%)

RAM usage: 532/3820MB (13.93%)











CPU Cores: 2

Provider: Hetzner


Active Sites

Search by domain

Search

Domain	App	PHP	Status	User	SSH	Isolated	Events
   apple.testaccountboats		php8.3	Installed	appletestaccountboats		Yes	
   newsite.testaccount.boats		php8.3	Installed	newsitetestaccountboats		Yes	

Rows per page: 10 1-2 of 2



Revision #3

Created 20 March 2023 11:43:32 by Admin

Updated 12 September 2024 06:50:56 by Admin