

How to perform different operations on a php my Admin Site Environment?

In the context of a domain, "site environment" refers to the digital or online aspects of a website or web application, including hosting, design, content, security, performance, and user experience. It encompasses everything related to the domain's online presence and functionality.

Prerequisites :

You must have installed the App on the site. You can jump to the tutorial section if the above conditions are proper, Or first follow the links below to set up the prerequisites.

How to install a Server

How to Setup a Site

How To Install PHPMy Admin App on Domain.

Tutorial :

You can watch the Video or Continue reading the post.

<https://www.youtube.com/embed/w2A43ernJCA>

Navigate to the site Dashboard

Use this link to view How to Navigate

Select an Environment Options.

The screenshot shows the CloudPanzer dashboard. On the left, the 'Site Tools' sidebar has 'Environment' highlighted with a red arrow. The main content area shows the configuration for 'demo.testaccount.boats'. It includes a 'Refresh Stats' button, a status 'Installed', and details like 'php8.2', 'Server Mode: Nginx', and 'Created At: 31-08-2023 - 10:55 am'. Below this, the 'Site Environment' section shows the path '/home/demotestaccountboats/demo.testaccount.boats/public/.env' and a 'Last Sync (7 hours ago)' status. A 'Basic' tab is active, showing a code editor with a single line of text.

1. Backup :

1.1 Click on the Backup button.

The screenshot shows the CloudPanzer dashboard for 'demo1.testaccount.boats'. The 'Site Tools' sidebar on the left has 'Environment' selected. The main panel shows details for 'demo1.testaccount.boats', including 'php8.2', 'Server Mode: Nginx', and 'Created At: 31-08-2023 - 3:27 pm'. The 'Site Environment' section shows the path '/home/demo1testaccountboats/demo1.testaccount.boats/public/config.inc.php' and a 'Last Sync (a few seconds ago)' status. Below this, there are 'Basic' and 'Advance' tabs. A red arrow points to the 'Backup' button in the 'Advance' tab. The 'Basic' tab is active, showing a code editor with PHP configuration code.

1.2 Here you can see backups have been shown successfully.

The screenshot shows the CloudPanzer Site Tools interface. On the left is a sidebar with 'Site Tools' and a search bar. Below the search bar are menu items: App, Environment (highlighted), SSL, Redirects, Events, Logs, Nginx Configuration, PHP Configuration, Node.js Configuration, Shell Settings, Password Management, Site Meta, and Actions. The main panel displays the configuration for 'demo1.testaccount.boats'. It includes a 'Refresh Stats' button, a status 'Installed', and details like 'php8.2', 'Server Mode: Nginx', and 'Created At: 31-08-2023 - 3:27 pm'. Below this is the 'Site Environment' section, which contains an 'Environment Backups' table. The table has columns for 'Filename', 'Date', 'Mode', and 'Actions'. A red arrow points to the filename 'site_environment_2023-08-31-10:12:12.bkp'. The table also shows pagination: 'Rows per page: 10' and '1-1 of 1'.

Filename	Date	Mode	Actions
site_environment_2023-08-31-10:12:12.bkp	Thu , Aug 31, 2023 - 3:42 pm	custom	

2. Pull :

2.1 Click on the pull button to fetch data.

This screenshot shows the CloudPanzer Site Tools interface with the 'Site Environment' section expanded. The top navigation bar includes 'Servers', 'Sites', 'Billing', 'Groups', 'Integrations', and a 'Demo' dropdown. The 'Site Environment' section shows the path '/home/demo1testaccountboats/demo1.testaccount.boats/public/config.inc.php' and a 'Last Sync (4 minutes ago)' status. Below the path are two tabs: 'Basic' and 'Advance'. A row of buttons includes 'Backup', 'Pull' (highlighted with a red arrow), 'Push', 'Refresh', and 'Events'. The 'Basic' tab is active, displaying a code editor with PHP configuration code. The code includes comments for 'Servers configuration', 'First server', and 'Authentication type', along with variables like '\$i = 0;', '\$i++;', and '\$cfg['Servers'][\$i]['auth_type'] = 'cookie';'.

3. Push :

3.1 You can make changes here and click the Push button to save.

The screenshot shows the CloudPanzer dashboard. On the left is a 'Site Tools' sidebar with options like App, Environment (selected), SSL, Redirects, Events, Logs, Nginx Configuration, PHP Configuration, Node.js Configuration, Shell Settings, and Password Management. The main area displays the 'demo1.testaccount.boats' site. It includes a 'Refresh Stats' button, a status bar with 'php8.2', 'Server Mode: Nginx', and 'Created At: 31-08-2023 - 3:27 pm'. Below this is the 'Site Environment' section, which shows the file path and a 'Last Sync (4 minutes ago)' status. A row of buttons includes 'Backup', 'Pull', 'Push' (highlighted with a red arrow), 'Refresh', and 'Events'. A code editor displays the configuration file content.


4. Refresh :

4.1 Click on the refresh button to refresh the site environment.


This screenshot is similar to the first one, showing the CloudPanzer dashboard for the 'demo1.testaccount.boats' site. In this view, the 'Refresh' button in the 'Site Environment' section is highlighted with a red arrow. The 'Push' button is no longer highlighted. The rest of the interface, including the sidebar and site details, remains the same.

5. Check Events:

5.1 Click on the Events button to view events in the site environment.

CLOUDPANZER

ServersSitesBillingGroupsIntegrations

Demo

Site Tools

Search

App

Environment

SSL

Redirects

Events

Logs

Ngix Configuration

PHP Configuration

Node.js Configuration

Shell Settings

Password Management

Refresh Stats

demo1.testaccount.boats

php8.2

Server Mode: Nginx

Created At: 31-08-2023 - 3:27 pm

Disk usage: N/A

SSH: ssh

Basepath: /home/demo1testaccountboats/demo1.testaccount.boats/public

Installed

Site Environment

Path (/home/demo1testaccountboats/demo1.testaccount.boats/public/config.inc.php)

Last Sync (4 minutes ago)

BasicAdvanceBackupPullPushRefreshEvents

```
19 * Servers configuration
20 */
21 $i = 0;
22
23 /**
24 * First server
25 */
26 $i++;
27 /* Authentication type */
28 $cfg['Servers'][$i]['auth_type'] = 'cookie';
29 /* Server parameters */
```

5.2 Here, you can see the list of events.

Site Tools

App

Command

Environment

SSL

Redirects

Events

Logs

Ngix Conf

PHP Config

Node.js Configuration

Shell Settings

Password Management

Refresh Stats

phpmyadmon.boats

php8.2

Server Mode: Nginx



Created At: 05-06-2023 - 12:41 pm

Disk usage: N/A

Basepath: /home/cpTest61/phpmyadmon.boats/public/test

N/A

Events

Server	Event	User	When	Actions
cpTest61	Environment Fetch Task	John Doe	Mon , Jun 05, 2023 - 12:46 pm	
cpTest61	Log File Generated	John Doe	Mon , Jun 05, 2023 - 12:46 pm	
cpTest61	Finalizing the Changes	John Doe	Mon , Jun 05, 2023 - 12:46 pm	
cpTest61	Environment Fetch Task	John Doe	Mon , Jun 05, 2023 - 12:46 pm	
cpTest61	Log File Generated	John Doe	Mon , Jun 05, 2023 - 12:46 pm	

Rows per page: 10 1-3 of 3

Looking for mobile Instructions?

Available at <https://kb.cloudpanzer.com/books/mobile-app/page/wordpress-site-environment>

Revision #20

Created 28 December 2022 06:35:42 by Admin

Updated 7 September 2023 11:26:54 by Admin