

How to pull of Site Environment on a server in CloudPanzer?

In the context of a domain, "site environment" refers to the digital or online aspects of a website or web application, including hosting, design, content, security, performance, and user experience. It encompasses everything related to the domain's online presence and functionality.

Tutorial :

You can watch the Video or Continue reading the post.

https://www.youtube.com/embed/O7T_pou8fhs

Follow the steps below to pull of Site Environment

Navigate to the Site Environment

Use this link to view How to Navigate

4: Click on the Pull button.

The screenshot shows the CloudPanzer interface for a site named **shell.testaccount.boats**. The left sidebar contains a 'Site Tools' menu with options: App, Command, Environment (highlighted), SSL, Redirects, Events, Logs, Nginx Configuration, PHP Configuration, Node.js Configuration, and Shell Settings. The main panel displays site details: 'Refresh Stats' button, 'N/A' status, 'php8.0' version, 'Nginx' server mode, and 'Created At: 25-05-2023 - 12:42 pm'. Below this, a 'Site Environment' section shows the 'Path (/home/shelltestaccountboats/shell.testaccount.boats/public/wp-config.php)' and 'Last Sync (6 minutes ago)'. A row of buttons includes 'Backup', 'Set Credentials', 'Pull', 'Push', 'Refresh', and 'Events'. A red arrow points to the 'Pull' button. Below the buttons is a code editor showing the contents of wp-config.php, which includes comments about WordPress configuration and database settings.

5. You can make changes to this and click on the push button to save.

The screenshot shows the CloudPanzer interface for a site named **demo.testaccount.boats**. The left sidebar contains a 'Site Tools' menu with options: App, Environment (highlighted), SSL, Redirects, Events, Logs, Apache Configuration, PHP Configuration, Node.js Configuration, Shell Settings, and Password Management. The main panel displays site details: 'Refresh Stats' button, 'Completed' status, 'php8.1' version, 'Apache' server mode, and 'Created At: 11-08-2023 - 3:51 pm'. Below this, a 'Site Environment' section shows the 'Path (/home/demotestaccountboats/demo.testaccount.boats/public/wp-config.php)' and 'Last Sync (a few seconds ago)'. A row of buttons includes 'Backup', 'Set Credentials', 'Pull', 'Push', 'Refresh', and 'Events'. A red arrow points to the 'Push' button. Below the buttons is a code editor showing the contents of wp-config.php, which includes comments about WordPress configuration and database settings.

6. You can also set credentials by clicking on the set credentials button.

CLOUDPANZER Servers Sites Billing Groups Integrations Demo

Site Tools

- App
- Environment**
- SSL
- Redirects
- Events
- Logs
- Apache Configuration
- PHP Configuration
- Node.js Configuration
- Shell Settings
- Password Management

demo.testaccount.boats php8.1 Server Mode: Apache Created At: 11-08-2023 - 3:51 pm

Disk usage: N/A SSH: ssh demotestaccountboats@20.121.218.164 Basepath: /home/demotestaccountboats/demo.testaccount.boats/public

Site Environment Installed

Path (/home/demotestaccountboats/demo.testaccount.boats/public/wp-config.php) Last Sync (a few seconds ago)

Basic Backup Set Credentials Pull Push Refresh Events

```
1 <?php
2 /**
3  * The base configuration for WordPress
4  *
5  * The wp-config.php creation script uses this file during the installation.
6  * You don't have to use the web site, you can copy this file to "wp-config.php"
7  * and fill in the values.
8  *
9  * This file contains the following configurations:
10 *
11 * Database settings
12 * Secret keys
```

7. You can also refresh by clicking on the refresh button.

CLOUDPANZER Servers Sites Billing Groups Integrations Demo

Site Tools

- App
- Environment**
- SSL
- Redirects
- Events
- Logs
- Apache Configuration
- PHP Configuration
- Node.js Configuration
- Shell Settings
- Password Management

demo.testaccount.boats php8.1 Server Mode: Apache Created At: 11-08-2023 - 3:51 pm

Disk usage: N/A SSH: ssh demotestaccountboats@20.121.218.164 Basepath: /home/demotestaccountboats/demo.testaccount.boats/public

Site Environment Installed

Path (/home/demotestaccountboats/demo.testaccount.boats/public/wp-config.php) Last Sync (11 minutes ago)

Basic Backup Set Credentials Pull Push Refresh Events

```
1 <?php
2 /**
3  * The base configuration for WordPress
4  *
5  * The wp-config.php creation script uses this file during the installation.
6  * You don't have to use the web site, you can copy this file to "wp-config.php"
7  * and fill in the values.
8  *
9  * This file contains the following configurations:
10 *
11 * Database settings
12 * Secret keys
```

8. You can also view events by clicking on the Events button.

CloudPanzer interface showing the Site Tools sidebar and the Site Environment details for demo.testaccount.boats.

Site Tools

- App
- Environment
- SSL
- Redirects
- Events
- Logs
- Apache Configuration
- PHP Configuration
- Node.js Configuration
- Shell Settings
- Password Management

Site Environment

Path (/home/demotestaccountboats/demo.testaccount.boats/public/wp-config.php) Last Sync (a few seconds ago)






Basic Backup Set Credentials Pull Push Refresh Events

```
1 <?php
2 /**
3  * The base configuration for WordPress
4  *
5  * The wp-config.php creation script uses this file during the installation.
6  * You don't have to use the web site, you can copy this file to "wp-config.php"
7  * and fill in the values.
8  *
9  * This file contains the following configurations:
10  *
11  * * Database settings
12  * * Secret keys
```

9. Here a list of events will display. You can view logs by clicking on the file icon.

CloudPanzer interface showing the Events modal window.

Events

Server	Event	User	When	Actions
cpTest102	Finalizing the Changes	demo	Wed , Aug 30, 2023 - 4:09 pm	
cpTest102	Environment Fetch Task Log File Generated	demo	Wed , Aug 30, 2023 - 4:09 pm	
cpTest102	Finalizing the Changes	demo	Wed , Aug 30, 2023 - 4:04 pm	
cpTest102	Environment Fetch Task Log File Generated	demo	Wed , Aug 30, 2023 - 4:04 pm	
cpTest102	Environment Fetch Task Log File Generated	demo	Wed , Aug 30, 2023 - 4:03 pm	
cpTest102	Finalizing the Changes	demo	Wed , Aug 30, 2023 - 4:03 pm	
cpTest102	Finalizing the Changes	demo	Wed , Aug 30, 2023 - 3:50 pm	
cpTest102	Environment Fetch Task Log File Generated	demo	Wed , Aug 30, 2023 - 3:50 pm	
cpTest102	Finalizing the Changes	demo	Wed , Aug 30, 2023 - 3:46 pm	
cpTest102	Environment Fetch Task Log File Generated	demo	Wed , Aug 30, 2023 - 3:46 pm	

Rows per page: 10 1-10 of 10

Looking for Web Instructions?

Available at <https://kb.cloudpanzer.com/books/mobile-app/page/how-to-pull-of-site-environment>

Revision #15

Created 19 December 2022 06:58:55 by Admin

Updated 4 September 2023 11:52:42 by Admin