

How to Restart Supervisor Service?

We first stopped the service, then restarted it, and finally verified that it was running. Restarting the Supervisor service can be useful if you need to update its configuration or if you are experiencing issues with the service.

Prerequisites :

You must have an Active Server. You can jump to the tutorial section if the above conditions are proper, Or first follow the links below to set up the prerequisites.

How to install a Server

Tutorial :

You can watch the Video or Continue reading the post.

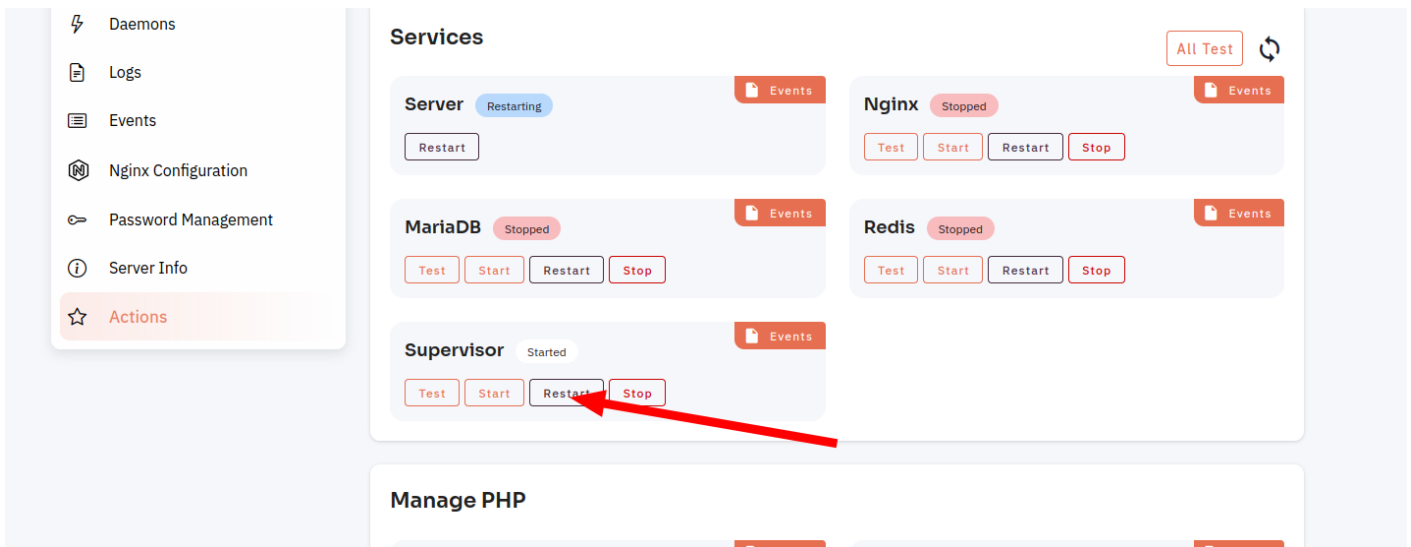
<https://www.youtube.com/embed/0ojBAD2apAU>

Follow the steps below to Restart Supervisor Service

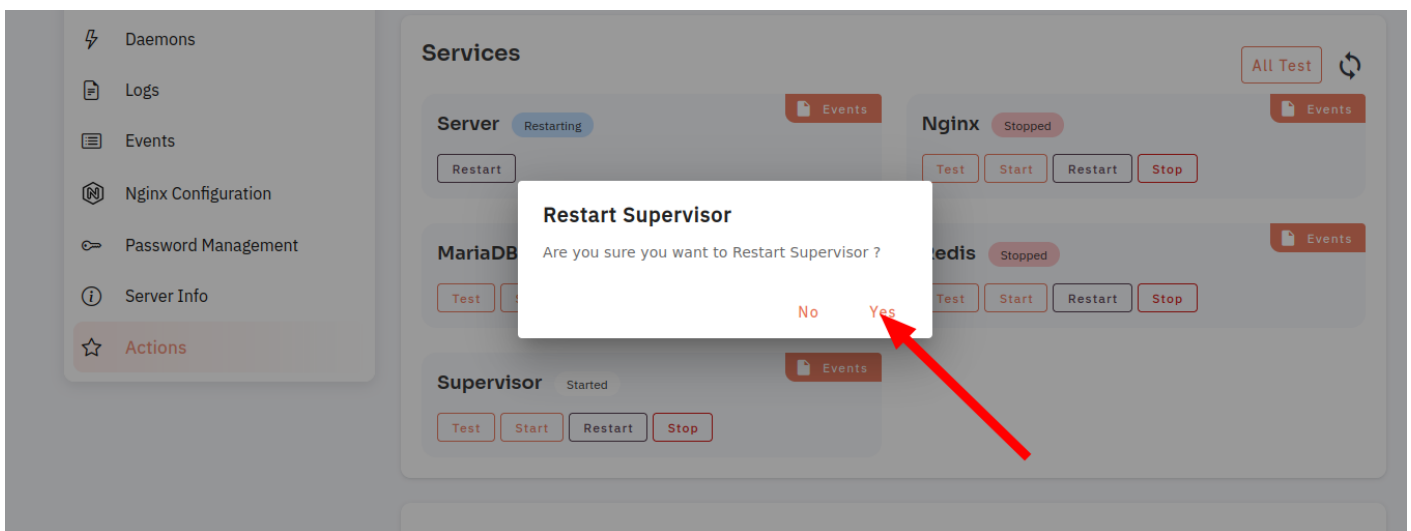
Navigate to the Supervisor Service

(Use this link to view How to Navigate

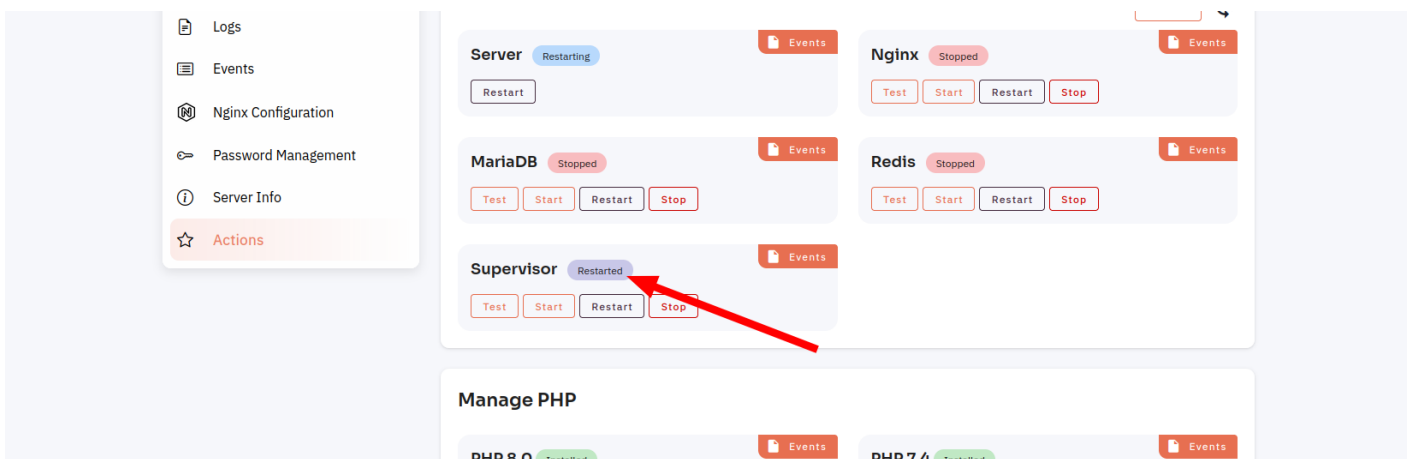
3: Then, click on Supervisor Restart Button.



4: Click on the yes button to restart Supervisor.



Here, you can see that Supervisor was Restarted successfully.



Looking for Mobile App Instructions?

Available at <https://kb.cloudpanzer.com/books/mobile-app/page/how-to-restart-supervisor>

Revision #10

Created 21 December 2022 05:36:20 by Admin

Updated 2 September 2023 07:14:28 by Admin