

# How to Stop Supervisor Service?

While the Supervisor service can be useful in certain situations, there may be times when you need to stop it. Keep in mind that stopping the Supervisor service may cause other processes that are being managed by it to stop as well. You should only stop the Supervisor service if you are sure that you no longer need it or if it is causing problems in your system.

## Prerequisites :

You must have an Active Server. You can jump to the tutorial section if the above conditions are proper, Or first follow the links below to set up the prerequisites.

## How to install a Server

## Tutorial :

**You can watch the Video or Continue reading the post.**

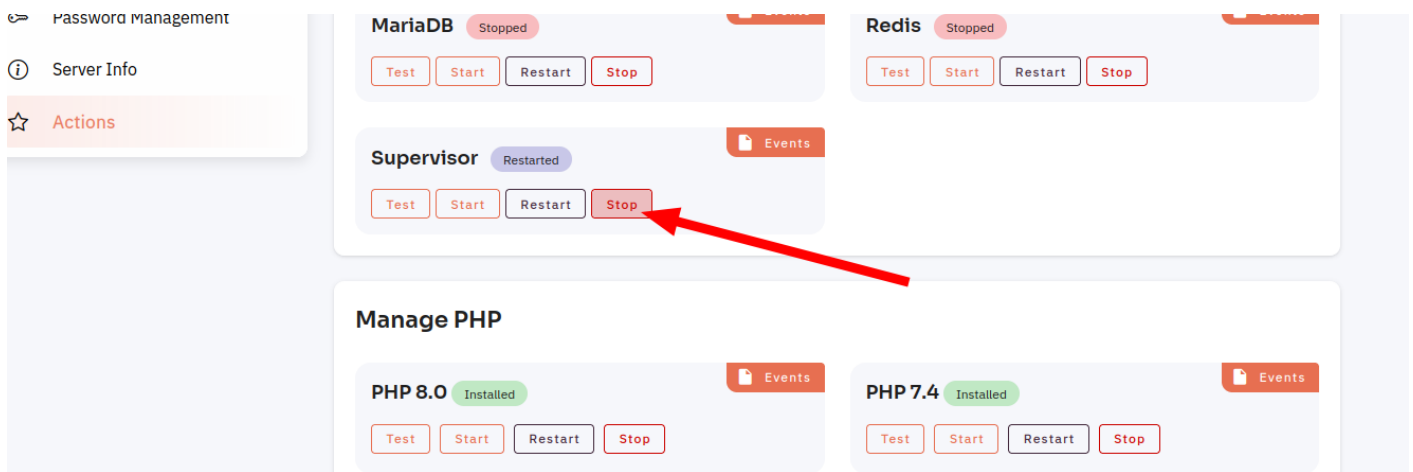
[https://www.youtube.com/embed/\\_9MUst9hf-U](https://www.youtube.com/embed/_9MUst9hf-U)

Follow the steps below to Stop Supervisor Service

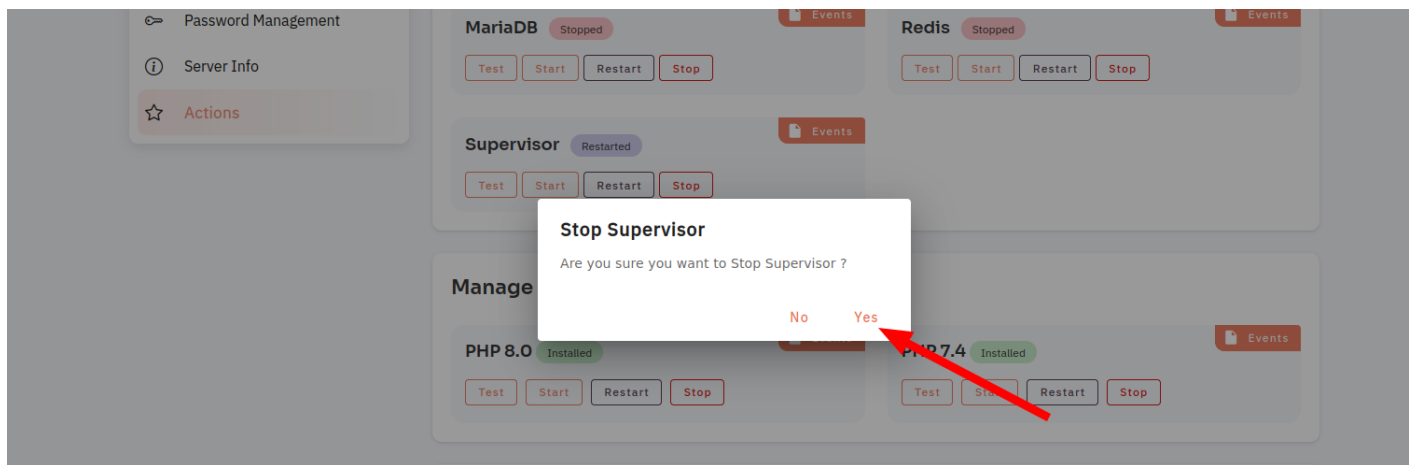
## Navigate to the Supervisor Service

**(Use this link to view How to Navigate**

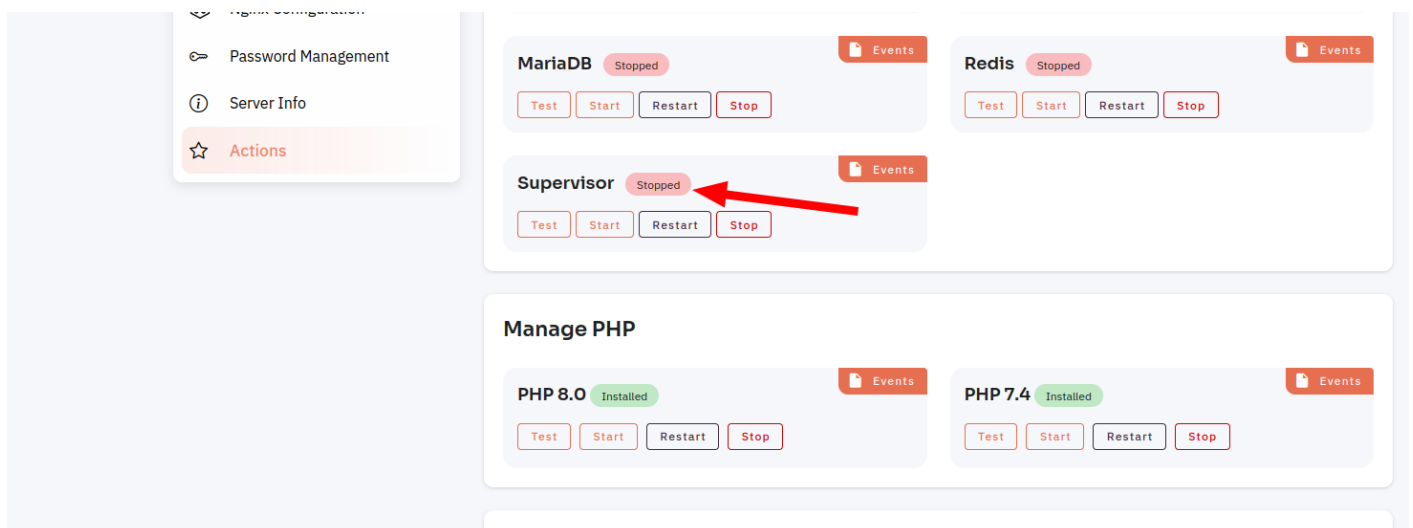
3: Then, click on Supervisor Stop Button.



4: Click on the yes button to stop the Supervisor.



Here, you can see that Supervisor was stopped.



Looking for Mobile App Instructions?

Available at <https://kb.cloudpanzer.com/books/mobile-app/page/how-to-stop-supervisor>

---

Revision #10

Created 21 December 2022 05:40:58 by Admin

Updated 29 August 2023 05:24:08 by Admin