

# How to take backup of Site Environment on a server in CloudPanzer?

In the context of a domain, "site environment" refers to the digital or online aspects of a website or web application, including hosting, design, content, security, performance, and user experience. It encompasses everything related to the domain's online presence and functionality.

## Prerequisites :

You must have installed the App on the site. You can jump to the tutorial section if the above conditions are proper, Or first follow the links below to set up the prerequisites.

## How to install the App under the Website?

## Tutorial :

**You can watch the Video or Continue reading the post.**

<https://www.youtube.com/embed/w5MSbeAc-68>

Follow the steps below to the backup of the Site Environment

## Navigate to the Site Environment

## Use this link to view How to Navigate


Select an Environment Option.

The screenshot shows the CloudPanzer dashboard. On the left, the 'Site Tools' sidebar has the 'Environment' option highlighted with a red arrow. The main content area displays the 'demo.testaccount.boats' site details, including 'php8.2' and 'Nginx' server mode. Below this, the 'Site Environment' section shows the path '/home/demotestaccountboats/demo.testaccount.boats/public/.env' and a 'Basic' tab. A red arrow points to the 'Generate .Env' button in the 'Basic' tab.


4: Click on the Backup Button.

The screenshot shows the CloudPanzer dashboard with the 'demo.testaccount.boats' site details. The 'Site Environment' section shows the path '/home/demotestaccountboats/demo.testaccount.boats/public/wp-config.php'. A red arrow points to the 'Backup' button in the 'Basic' tab. The 'Backup' button is highlighted, and the 'Completed' status is shown in the top right corner.

5: Here, you can see the backup of the environment.

**CLOUDPANZER**

ServersSitesBillingGroupsIntegrations ▾

 **D** Demo ▾

### Site Tools

App

Environment

SSL

Redirects

Events

Logs


Apache Configuration



PHP Configuration





Node.js Configuration

Shell Settings

Password Management

← ↻ Refresh Stats 

 **demo.testaccount.boats** 

php8.1

Server Mode:  
Apache

Created At:  
11-08-2023 - 3:51 pm

Disk usage: N/A

SSH: ssh  
demotestaccountboats@20.121.218.164


Basepath: /home/demotestaccountboats  
/demo.testaccount.boats/public



Completed

### Site Environment

Installed ▾

#### Environment Backups



| Filename                                 | Date                         | Mode   | Actions   |
|--|------------------------------|--------|---|
| site_environment_2023-08-30-10:12:33.bkp | Wed , Aug 30, 2023 - 3:42 pm | custom |   |

Rows per page: 10 ▾ 1-1 of 1 < >

Looking for Mobile App Instructions?

Available at <https://kb.cloudpanzer.com/books/mobile-app/page/how-to-backup-of-site-environment>

---

Revision #15

Created 19 December 2022 06:37:13 by Admin

Updated 7 September 2023 11:30:06 by Admin